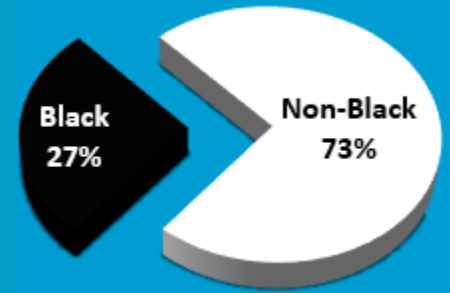


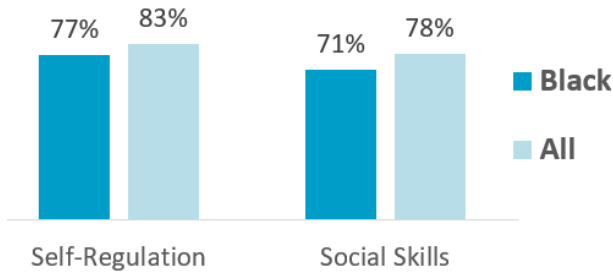


Alexandria City Public Schools

BLACK STUDENTS

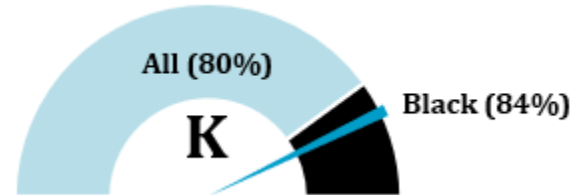


KINDERGARTEN BENCHMARKS

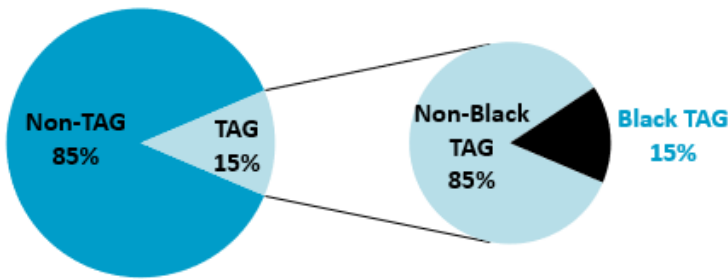


PALS PERFORMANCE

Rates of Fall PALS Benchmarks Met (2018)

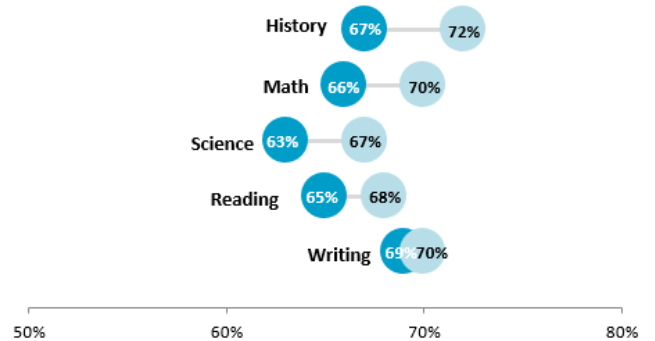


TAG IDENTIFICATION (2018-19)

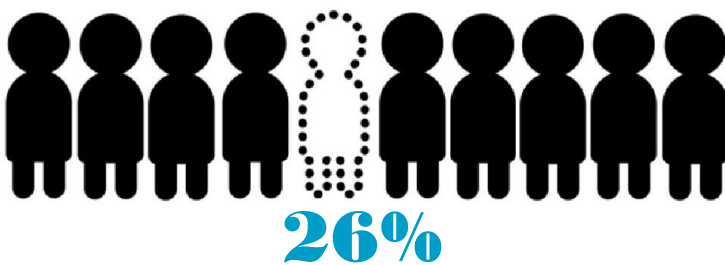


SOL PERFORMANCE

2019 SOL Black and All Student Pass Rates



CHRONIC ABSENTEEISM



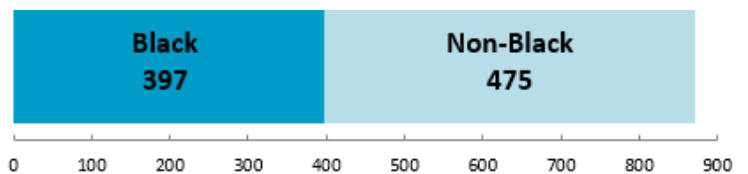
of all chronically absent students in 2018-19 were Black

DISCIPLINE

In 2018-19, Black students represented

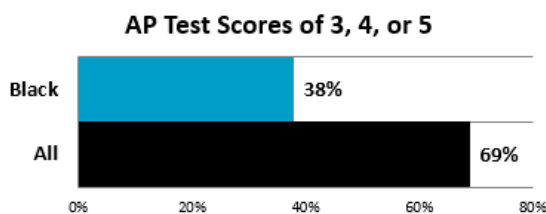
46%

of all out-of-school suspensions



ADVANCED PLACEMENT

22% of spring 2019 AP testers were Black



GRADUATION RATE

89% of Black students in the 2019 cohort graduated within four years

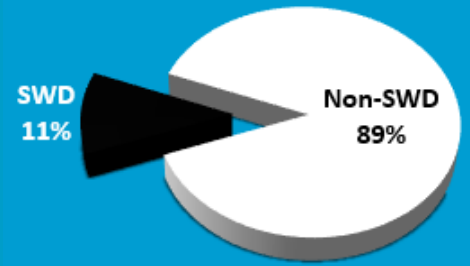


the overall 2019 cohort rate was 83%

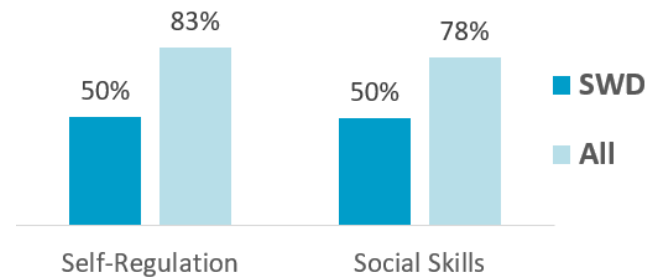


Alexandria City Public Schools

STUDENTS WITH DISABILITIES

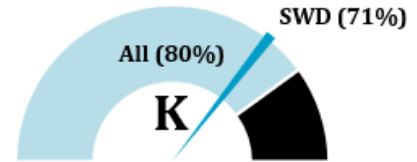


KINDERGARTEN BENCHMARKS

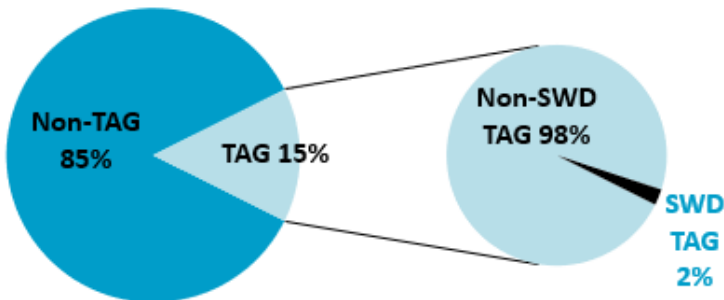


PALS PERFORMANCE

Rates of Fall PALS Benchmarks Met (2018)

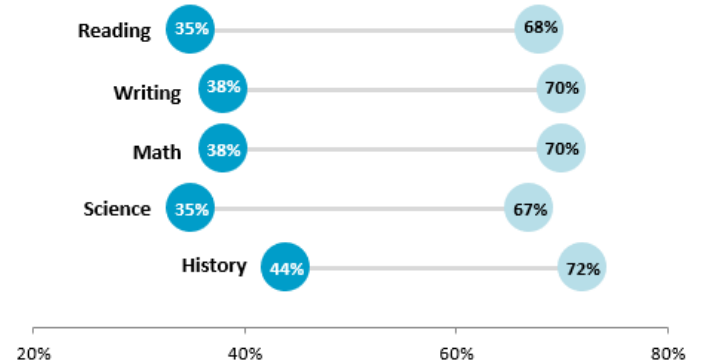


TAG IDENTIFICATION (2018-19)

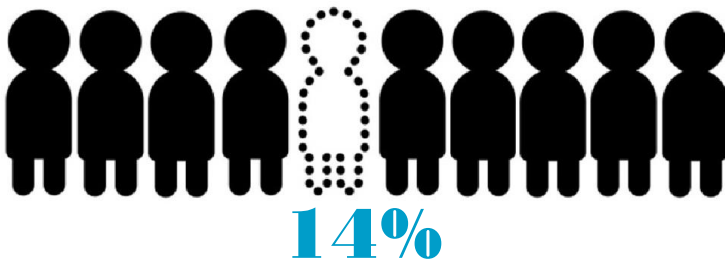


SOL PERFORMANCE

2019 SOL SWD and All Student Pass Rates



CHRONIC ABSENTEEISM




of all chronically absent students in 2018-19 were SWD

DISCIPLINE

In 2018-19, SWD students represented

28%

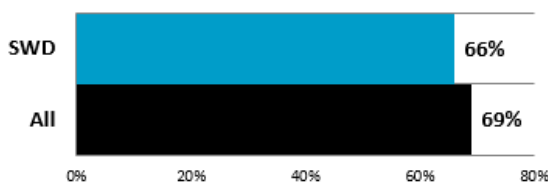
of all out-of-school suspensions



ADVANCED PLACEMENT

2% of spring 2019 AP testers were SWD

AP Test Scores of 3, 4, or 5



GRADUATION RATE

96% of SWD students in the 2019 cohort graduated within four years

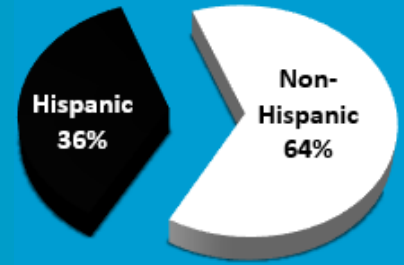


the overall 2019 cohort rate was 83%

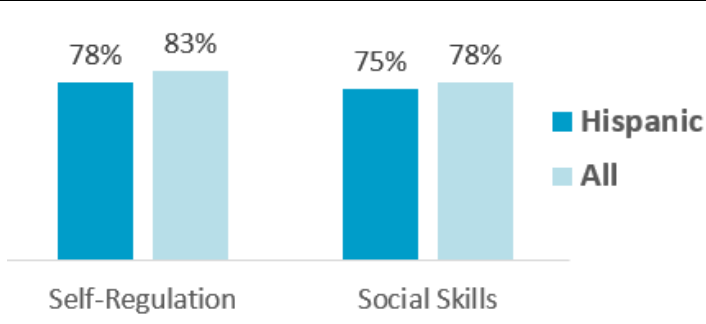


Alexandria City Public Schools

HISPANIC STUDENTS

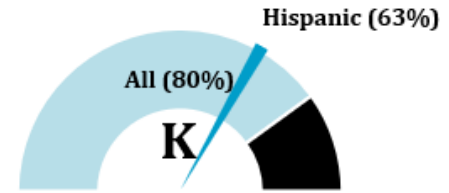


KINDERGARTEN BENCHMARKS

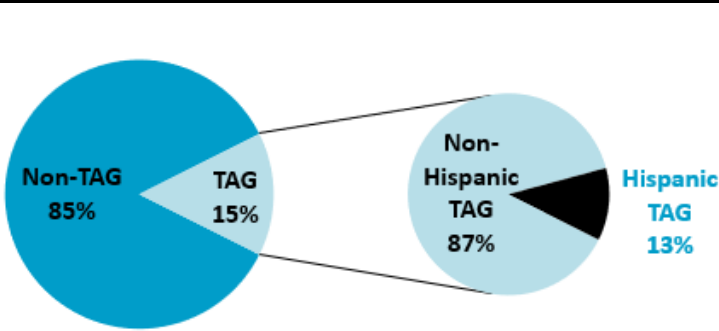


PALS PERFORMANCE

Rates of Fall PALS Benchmarks Met (2018)

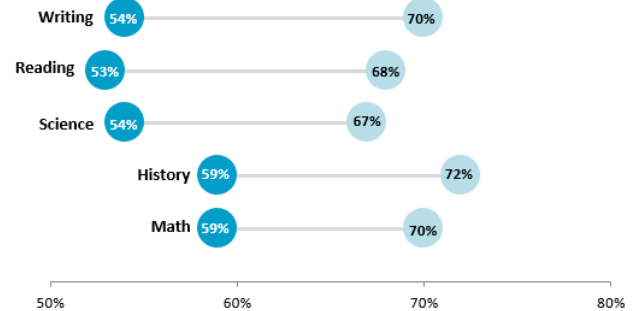


TAG IDENTIFICATION (2018-19)




SOL PERFORMANCE

2019 SOL Hispanic and All Student Pass Rates



CHRONIC ABSENTEEISM



48%

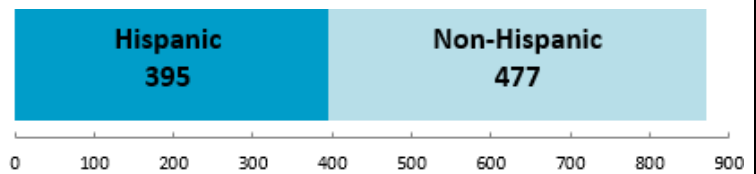
of all chronically absent students in 2018-19 were Hispanic

DISCIPLINE

In 2018-19, Hispanic students represented

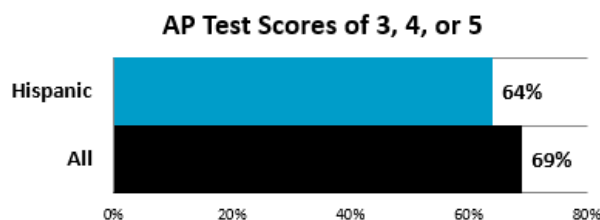
45%

of all out-of-school suspensions



ADVANCED PLACEMENT

19% of spring 2019 AP testers were Hispanic



GRADUATION RATE

71% of Hispanic students in the 2019 cohort graduated within four years

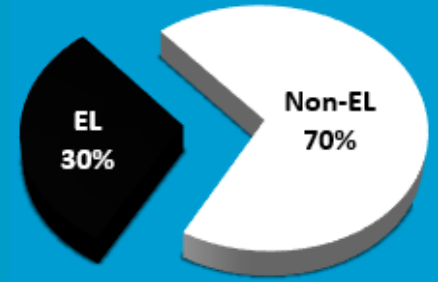


the overall 2019 cohort rate was 83%

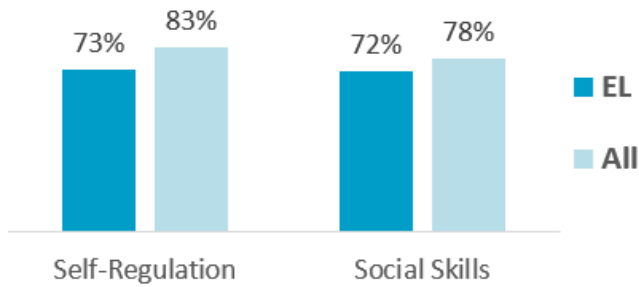


Alexandria City Public Schools

ENGLISH LEARNER STUDENTS

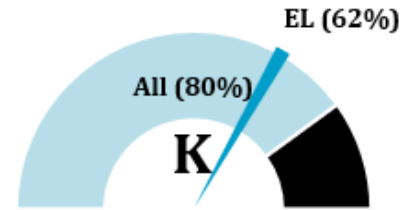


KINDERGARTEN BENCHMARKS

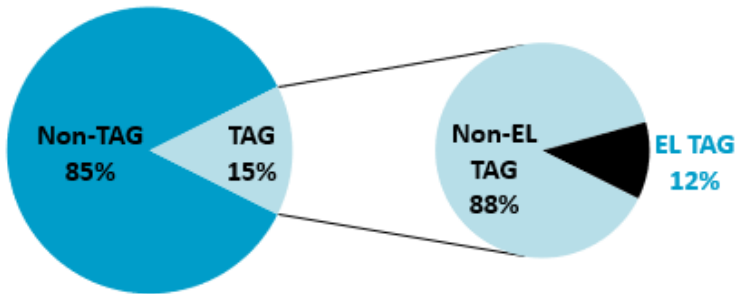


PALS PERFORMANCE

Rates of Fall PALS Benchmarks Met (2018)

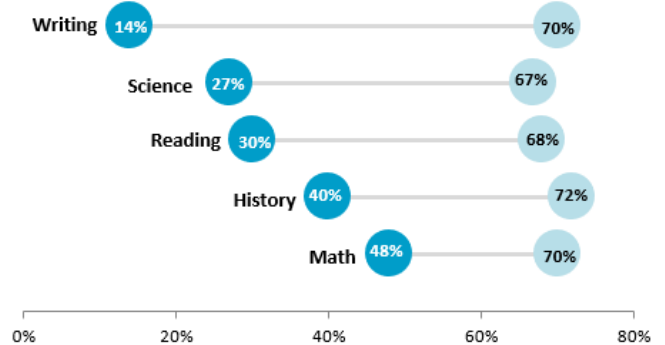


TAG IDENTIFICATION (2018-19)

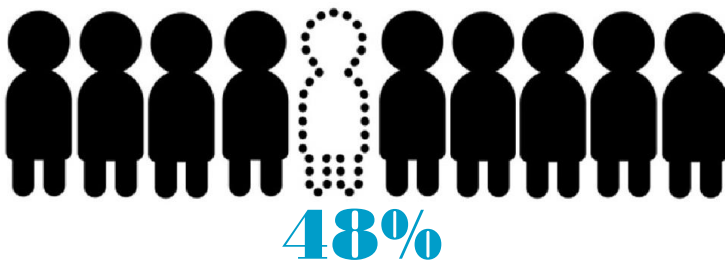


SOL PERFORMANCE

2019 SOL EL and All Student Pass Rates



CHRONIC ABSENTEEISM



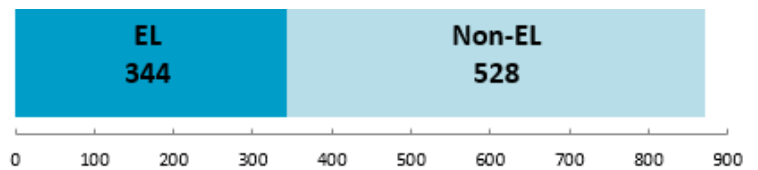
of all chronically absent students in 2018-19 were EL

DISCIPLINE

In 2018-19, EL students represented

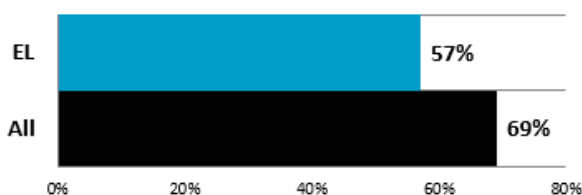
39%

of all out-of-school suspensions



ADVANCED PLACEMENT

1% of spring 2019 AP testers were EL
AP Test Scores of 3, 4, or 5



GRADUATION RATE

68% of EL students in the 2019 cohort graduated within four years

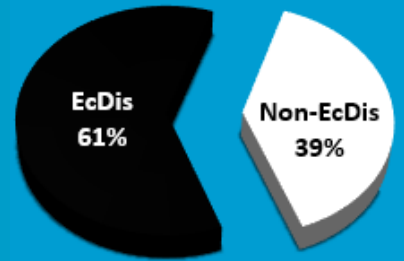


the overall 2019 cohort rate was 83%

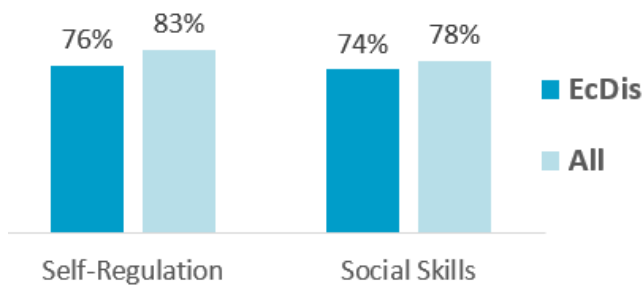


Alexandria City Public Schools

ECONOMICALLY DISADVANTAGED STUDENTS

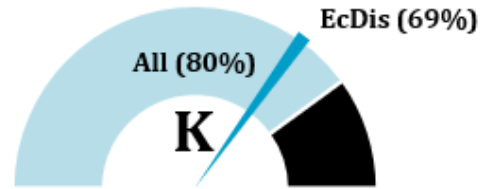


KINDERGARTEN BENCHMARKS

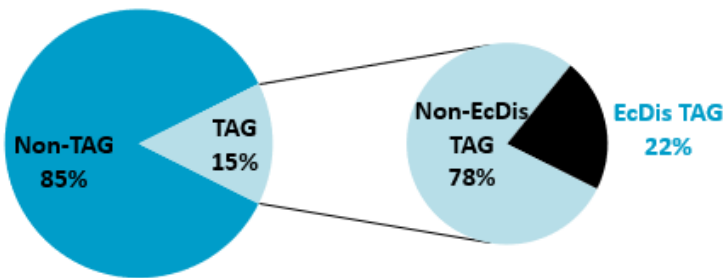


PALS PERFORMANCE

Rates of Fall PALS Benchmarks Met (2018)

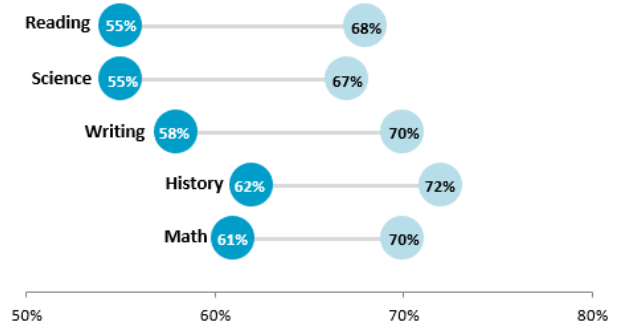


TAG IDENTIFICATION (2018-19)

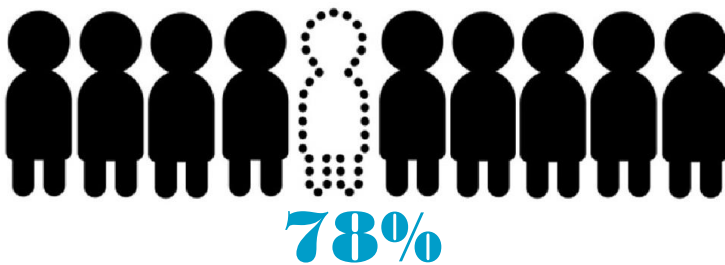


SOL PERFORMANCE

2019 SOL EcDis and All Student Pass Rates



CHRONIC ABSENTEEISM




of all chronically absent students in 2018-19 were EcDis

DISCIPLINE

In 2018-19, EcDis students represented

90%

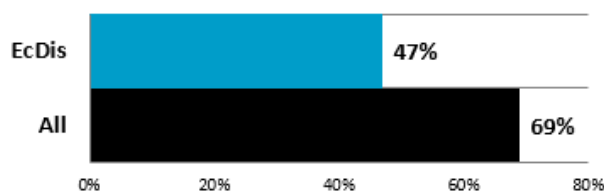
of all out-of-school suspensions



ADVANCED PLACEMENT

30% of spring 2019 AP testers were EcDis

AP Test Scores of 3, 4, or 5



GRADUATION RATE

79% of EcDis students in the 2019 cohort graduated within four years



the overall 2019 cohort rate was 83%