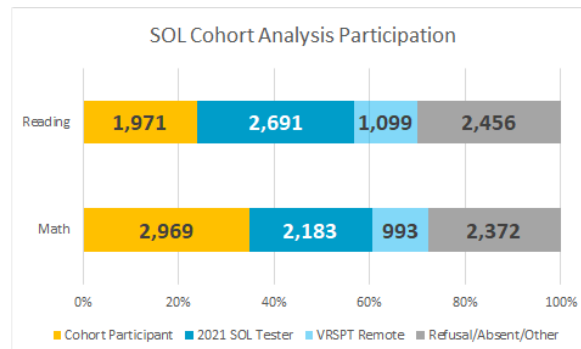


SOL 2021 and 2019 Cohort Analysis
Department of Accountability and Research
September, 2021

Background

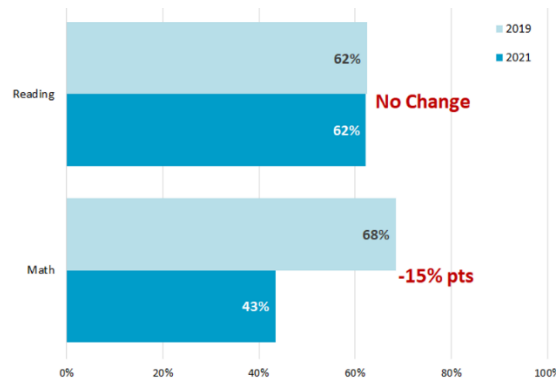
In 2021, about sixty percent of ACPS students participated in the SOLs in Reading, Math, Science, and/or History. Because of concerns that the non-participants may differ in important ways, a cohort analysis was conducted for students who had reading and math content area scores in both 2019 and 2021. Between 24% and 35% of students eligible to take the 2021 SOL also had 2019 test scores.



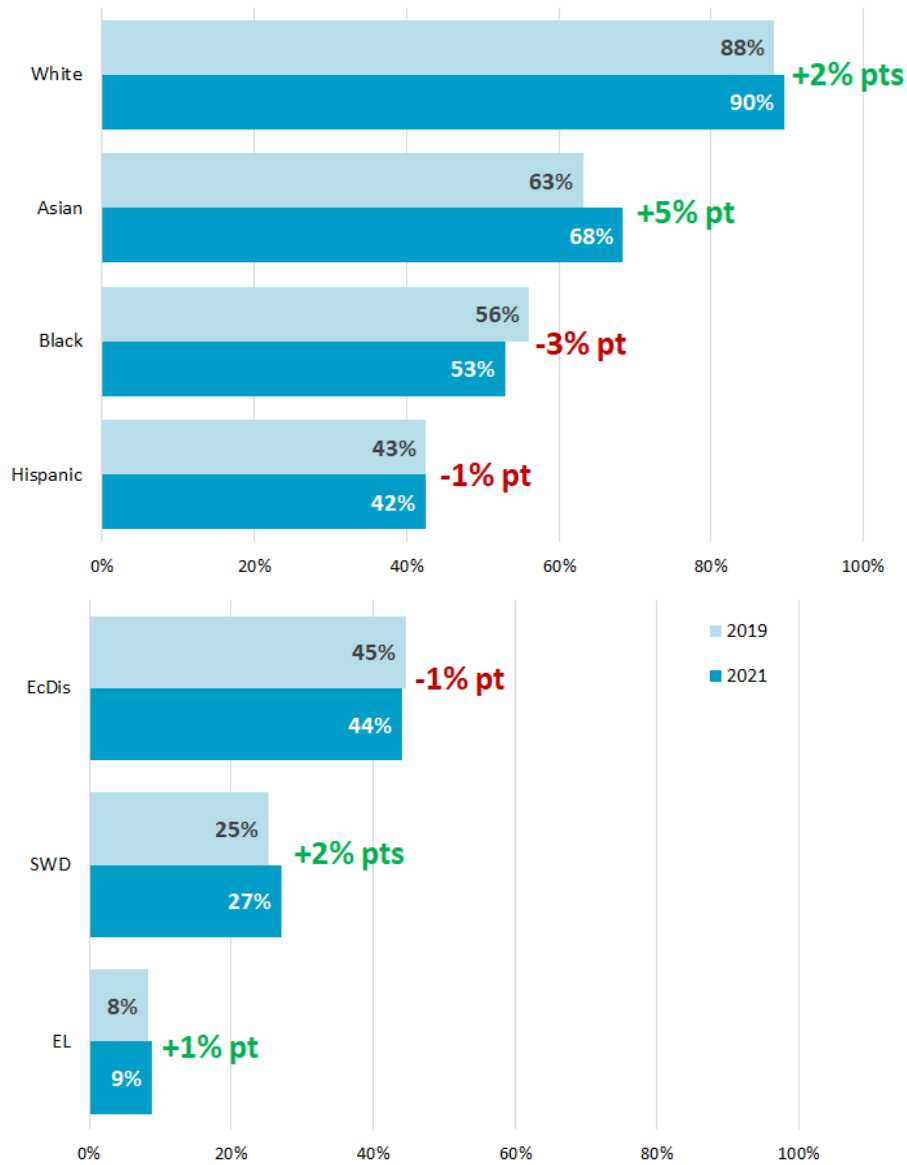
Key Findings

- Overall, **reading pass rates showed little difference** across years while **the percent passing the Math SOLs dropped by 15 percentage points**.
- By race/ethnicity, across both reading and math, the groups that saw the largest decreases in performance were Black and Hispanic students. In **math, Hispanic pass rates dropped 30 percentage points** down to **21% passing** and **Black pass rates dropped 27 percentage points** down to **36% passing**.
- **By program, reading pass rates were stable** plus or minus 2 percentage points across economically disadvantaged, students with disabilities, and English learners. **Math pass rates saw large decreases among special programs** with a difference of **-29 percentage points for economically disadvantaged students**. **English learners went from a 18% pass rate in 2019 to 6% in 2021** and **students with disabilities went from 31% in 2019 to 17% in 2021**.

Overall Cohort SOL Pass Rates 2019 and 2021 by Content Area



Cohort SOL Reading Pass Rates 2019 and 2021 by Equity Groupings



Cohort SOL Math Pass Rates 2019 and 2021 by Equity Groupings

