

Date: October 1, 2015

For ACTION _____

For INFORMATION X

Board Agenda: Yes _____
No X

FROM: Clinton Page, Ed.S., Chief Accountability Officer

THROUGH: Alvin L. Crawley, Ed.D., Superintendent of Schools

TO: The Honorable Karen Graf, Chair, and Members of the Alexandria City School Board

TOPIC: 2015 Virginia On-Time Graduation and Dropout Rates

BACKGROUND:

Starting with the graduating class of 2008 the state of Virginia began calculating “On-Time” graduation and dropout rates. The “on-time” rates, reported annually, are the official state recognized graduation and dropout statistics. The Virginia On-Time Graduation Rate takes into consideration student mobility, changes in student enrollment, and the needs of special education and limited English proficient (LEP) students. An “on-time” graduate for 2015 is a student who entered ninth grade for the first time during the 2011-12 school year and, in four years or less, earned one of the Virginia Board of Education recognized diplomas: Advanced Studies, Standard, Modified Standard, Special, and General Achievement diplomas.

Attached, please find four figures capturing the Virginia On-Time Graduation data for 2015 released September 29, 2015 by the state. Figure 1 and 2 relate to the graduation rates reported for all students and by subgroups both historically (see Figure 1) and compared to the state for 2015 (see Figure 2). Figures 3 and 4 display the dropout rates reported for all students and by subgroups both historically (see Figure 3) and compared to the state for 2015 (see Figure 4).

RECOMMENDATION:

Review the Virginia On-Time Graduation and Dropout figures for possible planning, procedural, programmatic, and/or budgetary changes.

IMPACT:

Alexandria City Public Schools saw a one year drop of four percentage points in the On-Time Graduation rate for all students. Decreases were also seen across all subgroups with the largest decreases occurring in the area of LEP students (-12 percentage points respectively). When compared to the state Alexandria had a lower (-11 percentage

points) On-Time Graduation rate for all students in 2015, and all ACPS subgroups were outperformed by their state counterparts.

Dropout rates displayed a one year increase (+3 percentage points) for all students. Dropout rates for four of the six subgroups increased between one and seven percentage points for the 2015 cohort. The only subgroup that showed a one year decrease was the Students with Disabilities subgroup which reduced from a 17 to 15 percent dropout rate. When compared to the state ACPS had a higher (+7 percentage points) dropout rate across all students. Within ACPS and across the state the dropout rate for LEP students remained the highest across all subgroups in 2015.

Additional analyses are currently be conducted by individual student within the 2015 cohort to identify any potential themes regarding dropouts. Once the analyses are completed and information conveyed to T.C. Williams an action plan will be created to address salient issues moving forward.

CONTACT PERSON: Clinton Page

**Comparison of ACPS Four Year Cohort On-Time Graduation Rates for 2008 - 2015
by Subgroups**
Alexandria City Public Schools

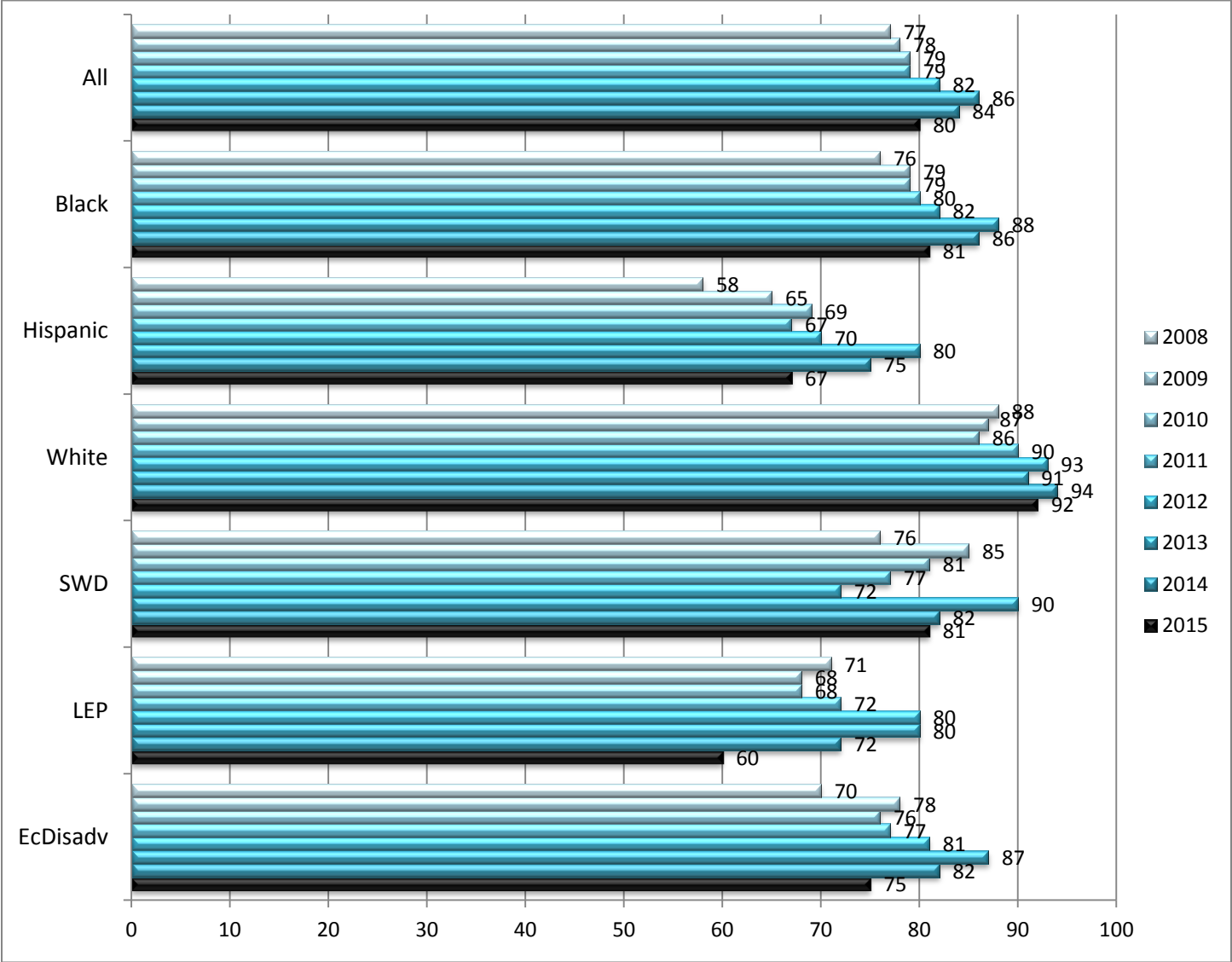


Figure 1

**Comparison of ACPS Four Year Cohort On-Time Graduation Rates to VA
by Subgroups for the Class of 2015**
Alexandria City Public Schools

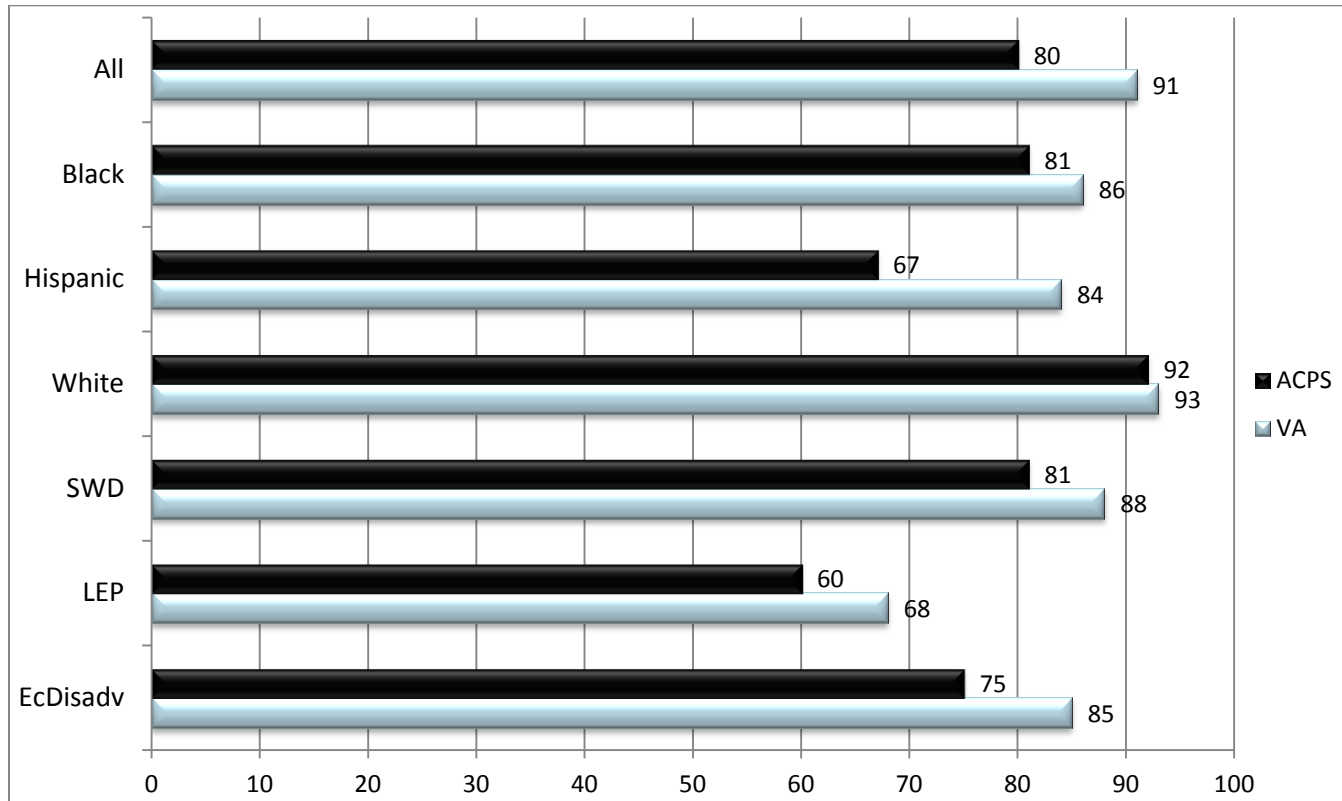


Figure 2

Comparison of ACPS Four Year Cohort Dropout Rates for 2008 - 2015 by Subgroups

Alexandria City Public Schools

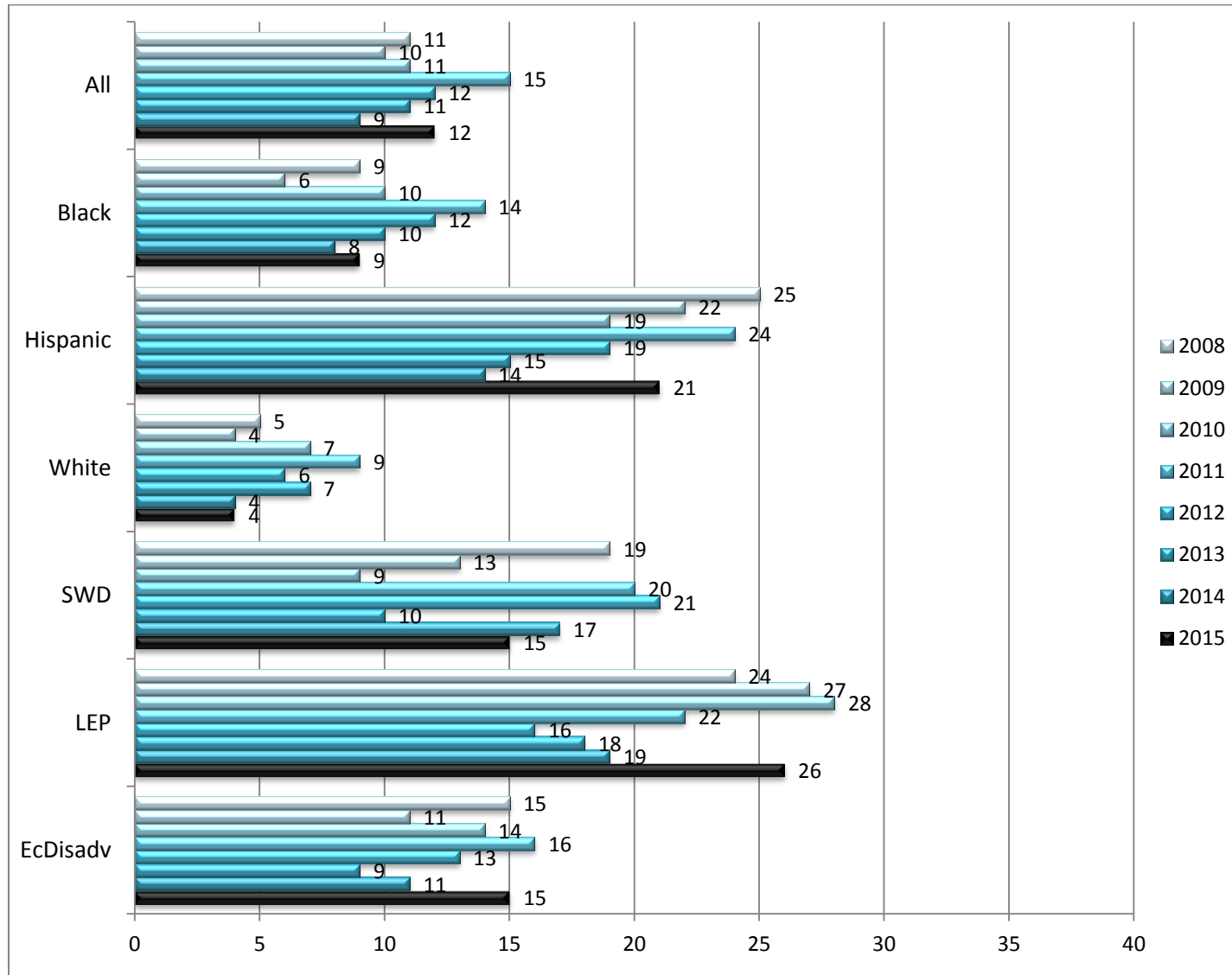


Figure 3

**Comparison of ACPS Four Year Cohort Dropout Rates to VA by Subgroups
for the Class of 2015**
Alexandria City Public Schools

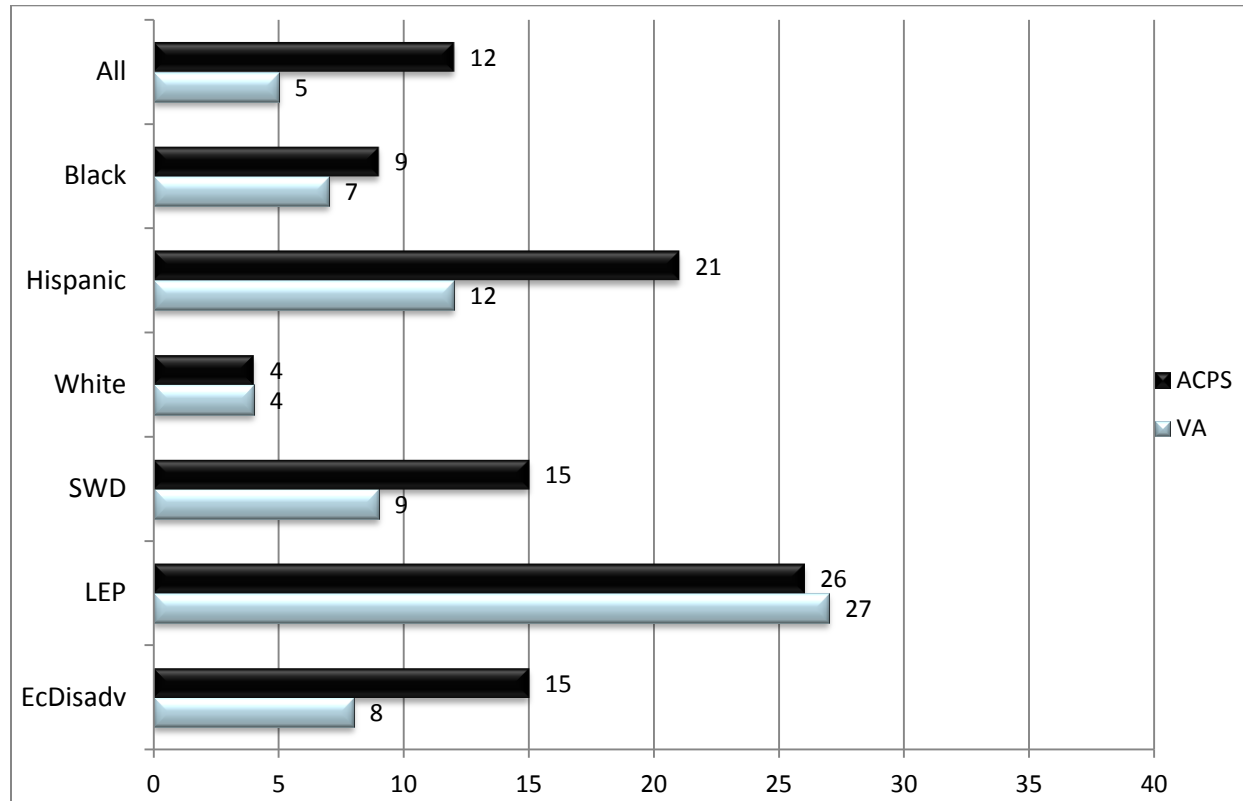


Figure 4