

FY2020 Capital Improvement Program 3rd Quarter Report

School Board Meeting

May 29, 2020



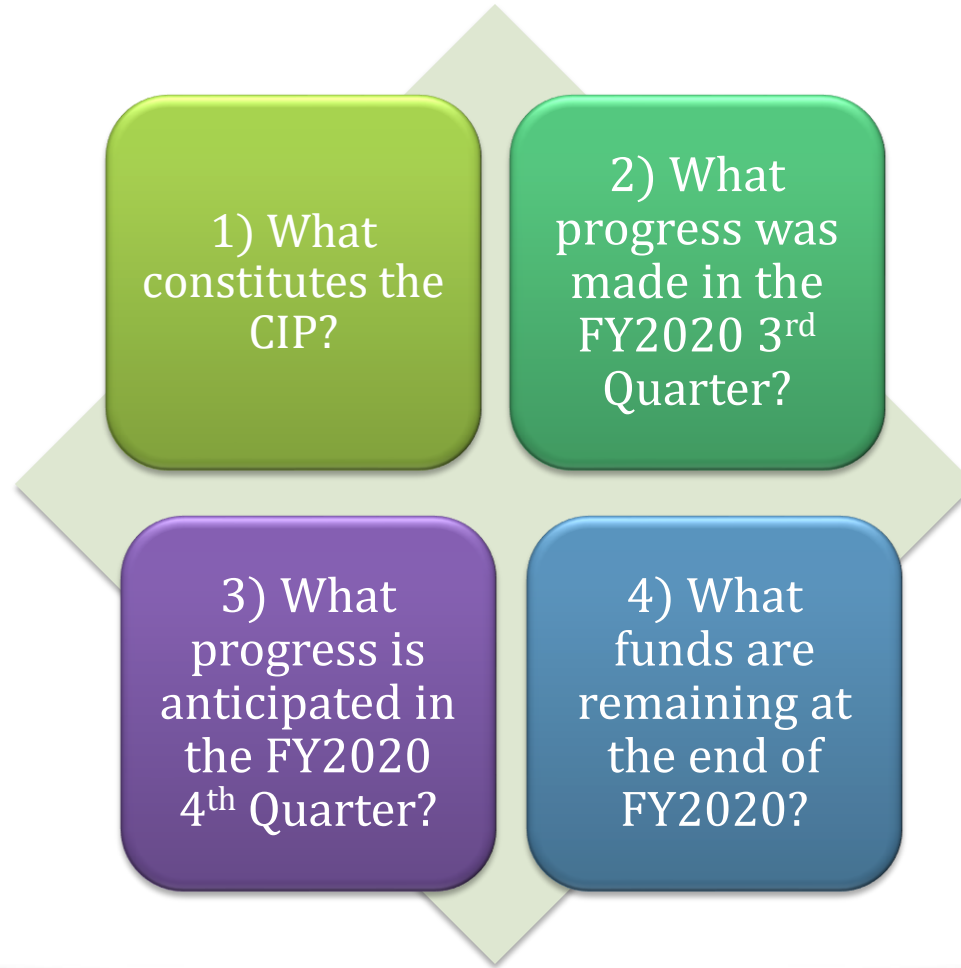
EVERY STUDENT SUCCEEDS

ACPS 2020 Strategic Plan Goals

- **Goal 1 – Academic Excellence and Educational Equity:** Every student will be academically successful and prepared for life, work, and college.
- **Goal 2 – Family and Community Engagement:** ACPS will partner with families and the community in the education of Alexandria’s youth.
- **Goal 3 – An Exemplary Staff:** ACPS will recruit, develop, support, and retain a staff that meets the needs of every student.
- **Goal 4 – Facilities and the Learning Environment:** ACPS will provide optimal and equitable learning environments.
- **Goal 5 – Health and Wellness:** ACPS will promote efforts to enable students to be healthy and ready to learn.
- **Goal 6 – Effective and Efficient Operations:** ACPS will be efficient, effective, and transparent in its business operations.



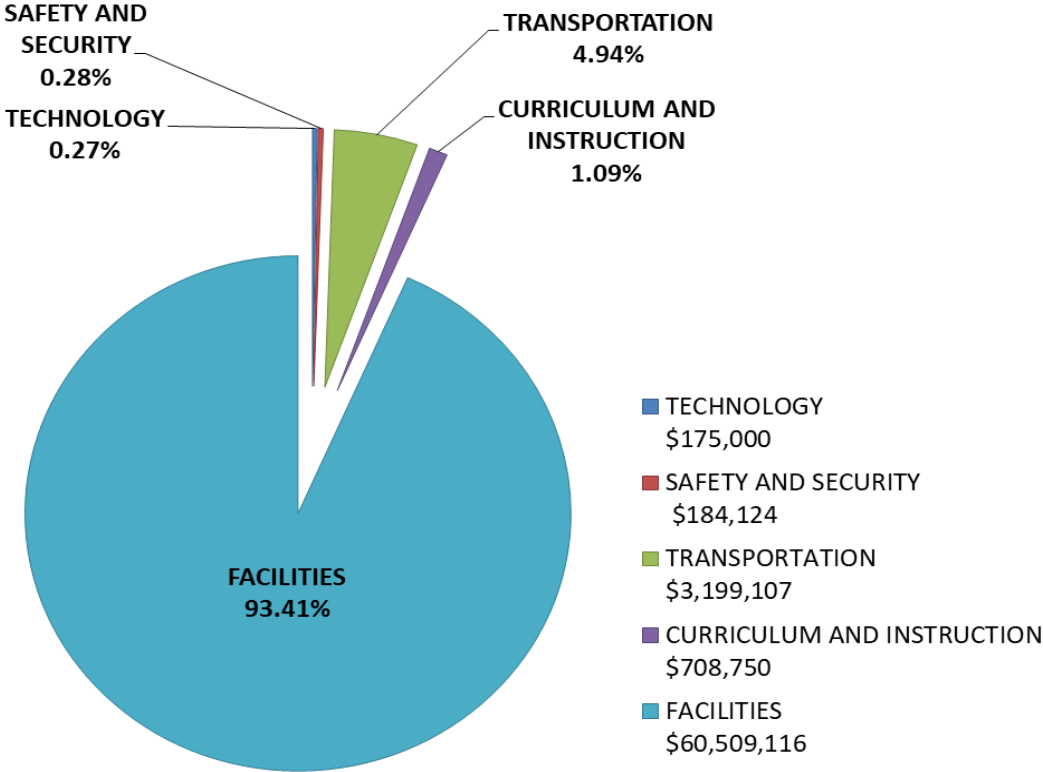
Essential Questions



What Constitutes CIP?

FY 2020 CIP BUDGET
(BY DEPARTMENT)

- Facilities
- Curriculum
- Transportation
- Safety and Security
- Technology



Spending Progress Through Quarter 3 (March 31, 2020)

ACCOUNT ACPS Project Title	BUDGET Total Available Budget after Transfers	EXPENDITURES Total YTD Expenditures and Commitments	BALANCE Remaining to Year-End
ACPS SYSTEM-WIDE	13,815,712	8,078,681	5,737,031
SCHOOL BUSES AND VEHICLES	3,199,107	2,610,228	588,879
TRANSPORTATION FACILITY	1	0	1
ROWING FACILITY	262,321	151,152	111,169
CENTRAL PRESCHOOL	492,383	432,874	59,510
CHARLES BARRETT	221,220	215,900	5,320
CORA KELLY	1,462,474	648,599	813,875
DOUGLAS MACARTHUR	35,566	0	35,566
FRANCIS C. HAMMOND	863,131	479,139	383,992
GEORGE MASON	175,870	121,411	54,459
GEORGE WASHINGTON	1,854,530	675,934	1,178,597
JAMES K. POLK	198,870	92,861	106,009
JEFFERSON-HOUSTON	3,145,756	2,107,186	1,038,570
JOHN ADAMS	2,174,903	1,158,108	1,016,795
LYLES CROUCH	2,181,620	74,147	2,107,473
MATTHEW MAURY	1,205,614	375,211	830,403
MOUNT VERNON	4,188,994	2,339,416	1,849,578
NEW HIGH SCHOOL	5,150,000	1,493,846	3,656,154
PATRICK HENRY	6,735,441	3,462,285	3,273,156
SAMUEL TUCKER	313,439	0	313,439
TC WILLIAMS: KING STREET	6,182,936	289,810	5,893,126
TC WILLIAMS: MINNIE HOWARD	406,619	0	406,619
TECHNOLOGY MODERNIZATION	175,000	166,750	8,250
JANNEY'S LANE ACQUISITION	1,015,000	997,790	17,210
CURRICULUM & INSTRUCTION MATERIALS	708,750	708,414	336
FERDINAND T. DAY (WEST END)	6,918,634	1,523,488	5,395,146
WILLIAM RAMSAY	1,692,206	265,889	1,426,317
GRAND TOTALS	64,776,097	28,469,117	36,306,980

** The total CIP Funding Request FY 2020 = \$36,829,355. \$15,387,494 for the New High School, \$4,272,440 for various projects, and \$30M for Land Acquisition reserve funds are not reflected in the chart as these totals have not yet been allocated*

Impact of COVID-19 on Project Delivery



Broadly speaking, COVID-19 is not rendering projects altogether impossible to complete. But it is creating overall disruption to the project process. The most notable impacts ACPS has seen are:

1. **Contractor Availability:** Contractor workforces are being impacted by COVID-19, particularly smaller companies. As contractor employees are diagnosed with COVID-19 (and having to quarantine), they are unable to participate in projects. Further, if they have had recent contact with employees within their organization, others may have to quarantine. This can significantly reduce the number of contractor employees available to work
2. **Supply Chain:** Material supply chains have been severely disrupted for most industries, to include construction. Materials aren't always available to begin projects, which may impact timeline for completion

Modernization Projects

The High School Project

Progress through Q3:

✓ Hosted Research Panel
Continued Educational Design Work
Worked on Stantec Report

Anticipated Progress through Q4:

Finalize Stantec Report
Issues A&E RFP

Douglas MacArthur Swing Space

Progress through Q3:

Completed Concept Phase for New Build
Interior Renovation Work Began
Final Site Plan Approved
Began Relocation Planning

Anticipated Progress through Q4:

Schematic Design of New Build
Substantial Completion of Interior Renovation
Procure and Begin Exterior Renovation work
Relocation to Swing Space to Begin

Educational Facilities/School Nutrition Services Kitchen Renovation Projects

- Progress through Q3:
- Contract award made
- Kitchen demolition started

- Anticipated Progress through Q4:
- Kitchen demolition completed
- Cafeteria demolition starts

Cora Kelly
Elementary
School



- Progress through Q3:
- Contract award made
- Kitchen demolition started

- Anticipated Progress through Q4:
- Kitchen demolition completed
- Cafeteria demolition starts

John Adams
Elementary
School



Educational Facilities/Transportation Project

Progress through Q3

- ⑩ Architectural firm hired
- ⑩ Design team studied site and building conditions
- ⑩ Construction Documents were developed and submitted for approval
- ⑩ City approved plans

Anticipated Progress through Q4

- Manufacture of mobile units
- Mobile units shipped to site
- Award JOC contract; grade, trench and prepare site for installation of mobile units



George Washington Interior Renovations



Progress through Q3:

- ✓ Four additional classrooms renovated (asbestos abatement, installation of new LVT flooring, LED lighting, new ceiling tiles and new painting).

Anticipated Progress through Q4:

- Implementation of various projects including restroom renovations, installation of new drinking fountains, and environmental assessment mitigation.


Lyles-Crouch HVAC Replacement

Progress through Q3:

- ✓ Roof top unit screening requirement waived
- ✓ Enhanced design efforts began
- ✓ Preliminary estimates received

Anticipated Progress through Q4:

- Complete bid set
- Post Invitation to Bid
- Bid Closing
- Contract Award



Roof Replacements and Repairs

Francis Hammond
Middle School (D-
Wing and Music
Wing)

Progress through
Q3:

Scope of Work
Developed

Anticipated Progress
through Q4:

ITB Issued

ITB Closes

Contract Awarded

George Washington
Middle School (B-
Wing Roof)

Progress through
Q3:

Scope of Work
Developed

Anticipated Progress
through Q4:

ITB Issued

ITB Closes

Contract Awarded

John Adams
Elementary School
(Phase I- Partial
Replacement)

Progress through
Q3:

ITB Issued

Anticipated Progress
through Q4:

ITB Closes

Contract Awarded

Matthew Maury
Elementary School
(Roof Replacement)

Progress through
Q3:

Scope of Work
Developed

Anticipated Progress
through Q4:

ITB Issued

ITB Closes

Contract Awarded

William Ramsay
Elementary School
(Phase I- Roof
Replacement)

Progress through
Q3:

Scope of Work
Developed

Anticipated Progress
through Q4:

ITB Issued

ITB Closes

Contract Awarded

HVAC Projects

Francis Hammond HVAC Replacement and Controls

- Progress through Q3
Scope of Work Created
RFP Advertised
- Anticipated Progress in Q4
Select Designer of Record
Complete Assessment

George Washington Fan Coil Replacements

- Progress through Q3
Scope of Work Created
RFP Sent to Consultant
Designer
- Anticipated Progress in Q4
Designer Selected
Design Work Completed

Mount Vernon Cooling Tower Replacement

- Progress through Q3
Scope of Work Created
Mechanical Engineer
Review
- Anticipated Progress in Q4
Procure Contract for Design

Samuel Tucker Design, Multi-Stack Replacement

- Progress through Q3
Assessment of Multistack
Unit
Scoped Replacement of
Compressors
- Anticipated Progress in Q4
Compressors Replaced
Design Initiated for
Multistack Replacement

William Ramsay HVAC Replacement and Controls

- Progress through Q3
Design Development
Completed
- Anticipated Progress in Q4
Construction Drawings
Completed
Issue ITB

Year-End Summary

BUDGET SUMMARY	Q1	Q2	Q3
Roll Over Funding From Previous Fiscal Years	\$43,137,775	\$44,330,779	\$44,330,779
Approved FY 2020 CIP Funding	\$36,829,355	\$36,829,355	\$36,829,355
Forward Funding (Mt Vernon and City Reserve)	\$1,030,246	\$524,801	\$524,801
Plus (New High School Allocation up to Total \$5.1M Budget)	\$0	\$2,751,095	\$2,751,095
Less (Unallocated/City Appropriated Funding - Various 2020 Projects)	(\$2,026,789)	(\$4,272,440)	(\$4,272,440)
Less (Unallocated/City Appropriated Funding - New High School)	(\$15,387,494)	(\$15,387,494)	(\$15,387,494)
Less (Expenditures and Commitments through end of quarter)	(\$13,539,190)	(\$25,205,959)	(\$28,469,117)
TOTAL REMAINING PROJECTED YEAR-END BALANCE <i>(Through the end of the reported Quarter)</i>	\$50,043,903	\$39,570,137	\$36,306,979

Questions?

Dr. Alicia Hart, Director of Educational Facilities

alicia.hart@acps.k12.va.us

John Finnigan, Assistant Director of Project Delivery

john.finnigan@acps.k12.va.us