

# *Hybrid Reopening 5.0 Update:*

## Spring, Summer + Fall Reopening Updates



School Board Meeting  
Thursday, June 3, 2021

# Essential Questions

1. What is the **current health guidance** from the Centers for Disease Control and Prevention (CDC), Virginia Department of Health (VDH), + the Alexandria Health Department (AHD)?
2. What are some **major spring, summer, and fall** reopening updates?

- SEAL Mondays
- Summer Learning for All
- Principals' Outreach Efforts
- Virtual Virginia
- Learning Choice Form Results



# Public Health Indicators (as of 5/29/2021)

## CDC K-12 SCHOOL METRICS

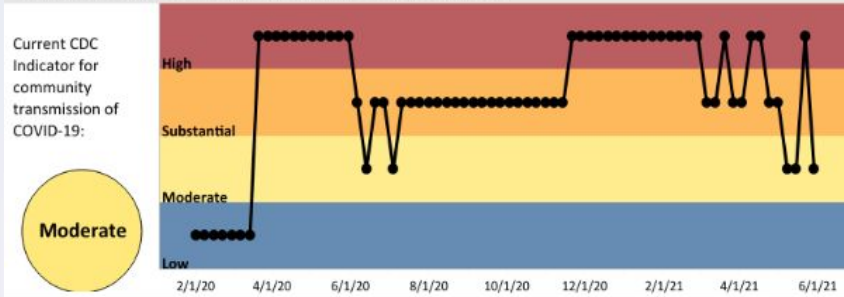
The CDC have published a revised set of Indicators and Thresholds for Community Transmission of COVID-19 (reported over 7 days) in the CDC's new Operational Strategy for K-12 Schools through Phased Mitigation. These indicators and thresholds can be used to assess the current level of community transmission (low, moderate, substantial or high) and help communities better understand which mitigation strategies, learning modes, and testing are recommended based on the level of community transmission.

VDH also recommends that schools evaluate the transmission in school, or "Level of Impact to School" which is described in the revised VDH/VDOE Interim Guidance for PreK12 Reopening. ([www.vdh.virginia.gov/content/uploads/sites/182/2021/01/Interim-Guidance-to-K-12-School-Reopening.pdf](http://www.vdh.virginia.gov/content/uploads/sites/182/2021/01/Interim-Guidance-to-K-12-School-Reopening.pdf)). Schools should continue to implement the five key mitigation strategies (masks, physical distancing, hand hygiene/respiratory etiquette, cleaning/disinfection, and contact tracing in collaboration with the local health department) no matter the level of community transmission.

**A school division's capacity to successfully implement mitigation strategies, the level of school impact, AND local community disease data should be carefully factored into school operations plans.** The CDC indicators and thresholds serve to inform decision making, but should not solely dictate the decisions that school divisions make to best serve their communities.

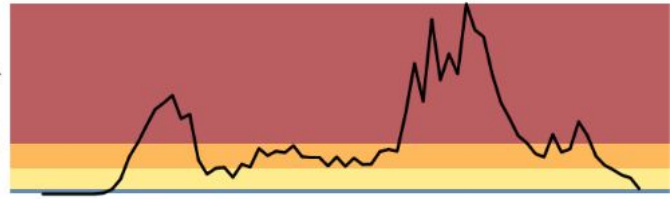

For more information on each of the CDC indicators please visit:  
<https://www.cdc.gov/coronavirus/2019-ncov/community/schools-childcare/indicators.html>

## Combined Core Indicator, Alexandria City, 5/29/2021

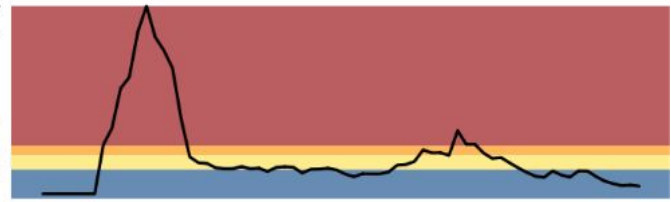


## Core Indicators, Alexandria City, 5/29/2021

Total number of new cases per 100,000 persons within the last 7 da..




Percentage of NAAT (PCR) tests that are positive during the last 7 days\*\*




## Secondary Indicators, Alexandria City or Northern Region, 5/29/2021

Officials can use these secondary indicators to support the decision-making process in local communities. These secondary indicators should not be used as the main criteria for determining the risk of disease transmission in schools. They should be used to support decision-making derived from the core indicators.


Percent change in new cases per 100,000 population during the last seven days compared with the previous seven days†



Percentage of hospital inpatient beds in the region that are occupied‡



Percentage of hospital inpatient beds in the region that are occupied by patients with COVID-19‡



Existence of localized community/public setting COVID-19 outbreak§

Please refer to the Daily Region Metrics dashboard for information on outbreaks.

# SEAL Mondays Updates: By the Numbers

	April 26	May 3	May 10	May 17	May 24
<b>Total number of students supported</b>	85	95	95	96	82
<b>Number of students supported with academic interventions*</b>	78	89	90	89	81
<b>Number of students supported with social-emotional interventions*</b>	51	57	58	67	59

\*Numbers reflect that some students received both academic and social emotional interventions

# SEAL Mondays Updates: Feedback from Schools

**“One student arrived feeling a high level of stress. With support, the student was able to find balance and enjoy the activities planned for the day.”**

**“Students have been enjoying the program and are engaged throughout supports and interventions. Teachers report seeing growth in students that have been attending consistently.”**

**“We are very excited that these students have made some significant gains, some from Fs to Cs and Bs in content/graduation courses.”**

# Summer Learning for All

- The staffing for the summer program is **475 persons**

Grade Level Span	Summer Learning for All: In-Person Students	Summer Learning for All: Virtual Students
Pre-K-2nd grade	619	1019
3rd-4th grade	332	616
5th-8th grade	404	1114
<b>Total</b>	<b>1355</b>	<b>2749</b>

\*These numbers do not include special education students

# Principals' Outreach Efforts to Families

School principals worked to ensure that all families understood the learning choice that they made for their child for SY 2021-2022.

To ensure that all parents clearly understood their learning choice, the following steps were taken by school principals + their leadership teams:

- A report was generated from PowerSchool providing each school with a comprehensive list of families' learning choice
- Talking points were generated to support **Student Support Teams** in calling families
- **Student Support Teams** called each family who selected Virtual Virginia to explain the **difference between In-Person Learning and Virtual Virginia**

# Virtual Virginia (VVA) Updates (1/2)

2025

EQUITY FOR ALL



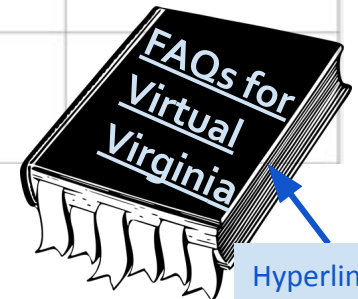
<b>Outreach</b>	<ul style="list-style-type: none"><li>● All schools conducted <b>outreach to families</b> with talking points to ensure division-wide consistency of messaging</li><li>● No guaranteed slot after <b>July 15, 2021</b>, for Fall 2021</li></ul>
<b>Enrollment</b>	<ul style="list-style-type: none"><li>● Each school will register students via the <b>VVA Student Information System (Genius)</b></li><li>● The VVA registrar will work closely with all ACPS schools for student registration and course enrollment</li></ul>
<b>Continued Work</b>	<ul style="list-style-type: none"><li>● <b>ACPS Cross-Functional Work Teams</b> will assist with the Virtual Virginia implementation</li><li>● Plans will be developed to provide direct service to <b>Students with Disabilities (SWD)</b> and <b>English Learners (EL)</b></li></ul>
<b>Special Services</b>	<ul style="list-style-type: none"><li>● If a student meets the requirements for participation in the Virtual Virginia program, then the <b>student's IEP or Section 504 team</b> may meet to consider what services are required for the student to participate in the virtual environment<ul style="list-style-type: none"><li>○ Virtual Virginia teachers <b>will partner</b> with the school to implement the accommodations noted</li></ul></li></ul>



# Virtual Virginia (VVA) Updates (2/2)

## Persona Development in Working Teams

What the experience might look like for...	Live Instruction	Asynchronous Instruction	Lunch + Screen Breaks	ACPS Zoned School Supports
 Elementary Student				
 Secondary Student				
 Parents & Families				
 ACPS Staff				
 ACPS Virtual Learning Mentor				



# Fall Learning Choice Form Results (1/2)

## Learning Choice Form Data



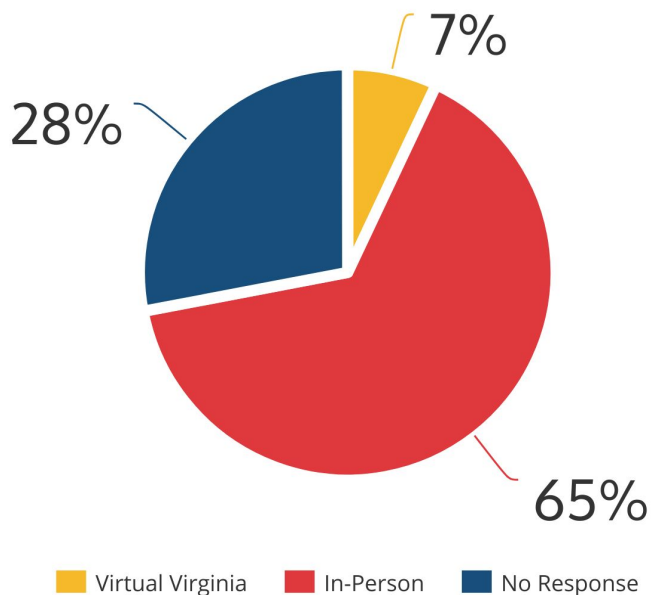
Virtual Virginia In-Person

<b>Virtual Virginia</b>	1,054
<b>In-Person</b>	13,774
<b>Total</b>	14,828

Source: PowerSchool 6/2/21

# Fall Learning Choice Form Results (2/2)

Learning Choice Form Data



<b>Virtual Virginia</b>	1,054
<b>In-Person</b>	9,676
<b>No Response</b>	4,098
<b>Total</b>	14,828

Source: PowerSchool 6/2/21

# Fall Learning Choice Form (K-5)

Grade	Virtual	In-Person	No Response	TOTAL
K	23	254	422	699
1	64	938	222	1,224
2	76	1034	230	1,340
3	66	973	281	1,320
4	78	917	219	1,214
5	90	896	240	1,226
<b>Division</b>	<b>397</b>	<b>5,012</b>	<b>1,614</b>	<b>7,023</b>

Source: PowerSchool 6/2/21

# Fall Learning Choice Form (6-8)

Grade	Virtual	In-Person	No Response	TOTAL
6	91	790	327	<b>1,208</b>
7	95	770	253	<b>1,118</b>
8	101	787	234	<b>1,122</b>
<b>Division</b>	<b>287</b>	<b>2,347</b>	<b>814</b>	<b>3,448</b>

Source: PowerSchool 6/2/21

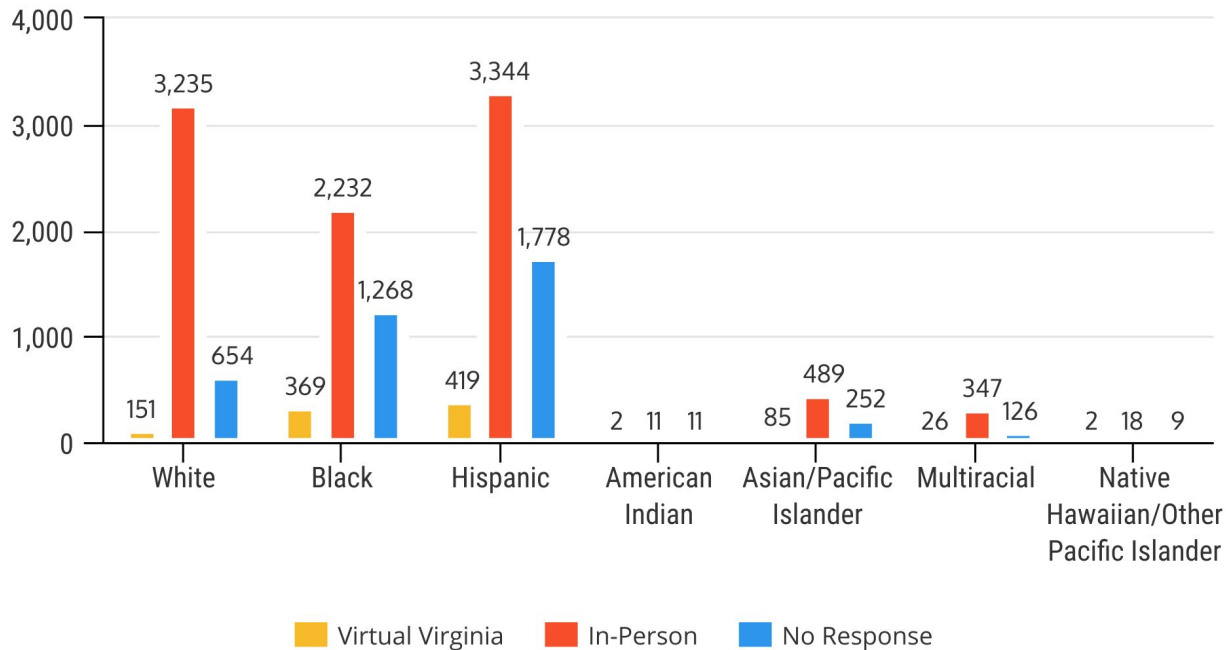
# Fall Learning Choice Form (9-12)

Grade	Virtual	In-Person	No Response	TOTAL
9	108	724	335	1,167
10	96	593	453	1,142
11	79	547	497	1,123
12	87	453	385	925
<b>Division</b>	<b>370</b>	<b>2,317</b>	<b>1,670</b>	<b>4,357</b>

Source: PowerSchool 6/2/21

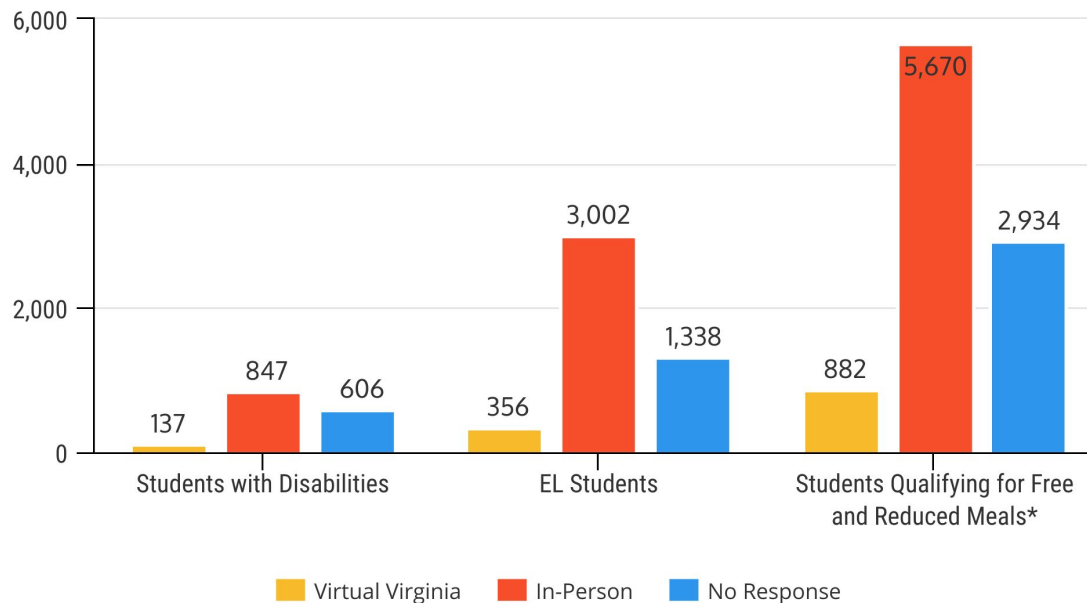
# Fall Learning Choice Form (Demographics)

## Learning Choice by Demographics



# Fall Learning Choice Form (Subgroups)

## Learning Choice by Subgroup



\*Includes other categories like homelessness, etc.

Source: PowerSchool 6/2/21



# Questions and Discussion



[Summer and Fall 2021: Learning Choice Form](#)

[Phased Reentry Plans](#)

[Frequently Asked Questions \(FAQs\)](#)

**Dr. Gregory C. Hutchings, Jr.**  
Superintendent of Schools  
[gregory.hutchings@acps.k12.va.us](mailto:gregory.hutchings@acps.k12.va.us)

**Dr. Terri H. Mozingo**  
Chief of Teaching, Learning, and Leadership  
[terri.mozingo@acps.k12.va.us](mailto:terri.mozingo@acps.k12.va.us)