

FY23 Q3 CIP Quarterly Report

School Board Meeting April 20, 2023





Essential Questions

What constitutes the CIP?

What progress was made in the 2nd quarter of FY23?

What funds are remaining through the end of FY23 Q2?

What progress is anticipated for the FY23 4th quarter?

What comprises the CIP?



RESULTS-DRIVEN



Capacity and non-capacity facility projects, renovations and improvements



Fleet replacement for transportation (buses and vehicles)



Technology infrastructure



Textbooks





FY23 3rd Quarter Spending Progress

BUDGET SUMMARY	Q1	Q2	Q3
Roll Over Funding From Previous Fiscal Years <i>(change from Q1 is due to end of fiscal reconciliation occurring after the quarterly report submittal)</i>	\$38,294,116	\$137,423,848	\$137,423,848
Approved FY 2023 CIP Funding	\$204,685,100	\$204,685,100	\$204,685,100
Budget Transfers and Allocations	\$0	\$0	\$2,470,738
Less (Expenditures and Commitments through 3.31.23)	(\$13,309,878)	(\$262,713,000)	(\$295,760,890)
TOTAL REMAINING PROJECTED YEAR-END BALANCE <i>(Through the end of the reported Quarter)</i>	\$229,669,339	\$79,395,948	\$48,818,796

Available Project Balance FY23



RESULTS-DRIVEN

- System Wide: Encumbrances shifted in Q3. Some items were budgeted in System Wide but belong in projects.
- Jefferson-Houston, FTD & Technology Modernization: Parts of these tasks were budgeted in system wide. Awaiting a budget transfer from system wide codes to cover overage.

ACCOUNT ACPS Project Title	BUDGET Total Available Budget after Transfers	EXPENDITURES Total YTD Expenditures and Commitments	BALANCE Remaining to Year-End (Projected)
1703 N. BEAUREGARD	24,676,842	24,567,535	109,307
CURRICULUM & INSTRUCTION MATERIALS	1,705,165	1,230,849	474,315
JANNEY'S LANE ACQUISITION	13,140	28,900	(15,760)
TECHNOLOGY MODERNIZATION*	374,908	431,268	(56,361)
SYSTEM UPGRADES AND MODERNIZATION	581,600	309,764	271,837
SYSTEM-WIDE *	8,228,515	2,531,919	5,696,595
ALEXANDRIA CITY HS: KING STREET	2,642,700	2,578,720	63,979
ALEXANDRIA CITY HS: MINNIE HOWARD	537,734	175,244	362,490
SCHOOL BUSES AND VEHICLES	2,712,755	1,926,741	786,014
CENTRAL PRESCHOOL	10,883	199,000	(188,117)
CHARLES BARRETT	2,353,237	1,938,066	415,171
CORA KELLY	2,923,903	2,393,201	530,702
FERDINAND T. DAY (WEST END)	520,453	448,725	71,727
FRANCIS C. HAMMOND	6,276,681	3,087,181	3,189,500
DOUGLAS MACARTHUR	55,100,829	54,944,112	156,717
GEORGE MASON	187,938	115,245	72,693
GEORGE WASHINGTON	5,779,279	2,748,969	3,030,310
NEW HIGH SCHOOL	216,015,926	190,713,851	25,302,075
JAMES K. POLK	399,918	320,685	79,233
JEFFERSON-HOUSTON*	356,962	449,952	(92,989)
JOHN ADAMS	1,116,352	414,812	701,540
LYLES CROUCH	2,737,493	2,230,042	507,451
MOUNT VERNON	1,284,282	120,088	1,164,194
NAOMI L. BROOKS	4,693,451	1,018,533	3,674,918
PATRICK HENRY	253,571	0	253,571
ROWING FACILITY	188,033	40,893	147,140
SAMUEL TUCKER	1,372,060	496,843	875,217
TRANSPORTATION FACILITY	424,434	0	424,434
WILLIAM RAMSAY	1,110,644	299,749	810,894
GRAND TOTALS	344,579,686	295,760,890	48,818,796



Capacity Projects Update

The High School Project

- In FY23 Q3: Steel erection, concrete work, and mechanical and electrical work are ongoing; spray fireproofing, interior layout, pool excavation had started, GMP#4 low voltage package is approved
- Anticipated in Q4: Steel erection will be completed, concrete, mechanical, electrical and spray fireproofing trades, interior and exterior partitions will continue; GMP#5 Phase 2 package will be approved and executed

Douglas MacArthur

- In FY23 Q3: Roofing completed, AVB and masonry facade work is ongoing. Wall close-ins are nearly completed on all floors. MEP, fireproofing, interior finish contractors continue progressing.
- Anticipated in Q4: Facade work will continue, MEP, interior trades will continue work

1703 N. Beauregard

- In FY23 Q3: Planning and design continued; visioning sessions were conducted with various stakeholders. Conceptual design called “Nests” was selected to move forward
- Anticipated in Q3: Design process will continue, CM@R and CxA procurements will be initiated.





RESULTS-DRIVEN

Capacity Projects Update

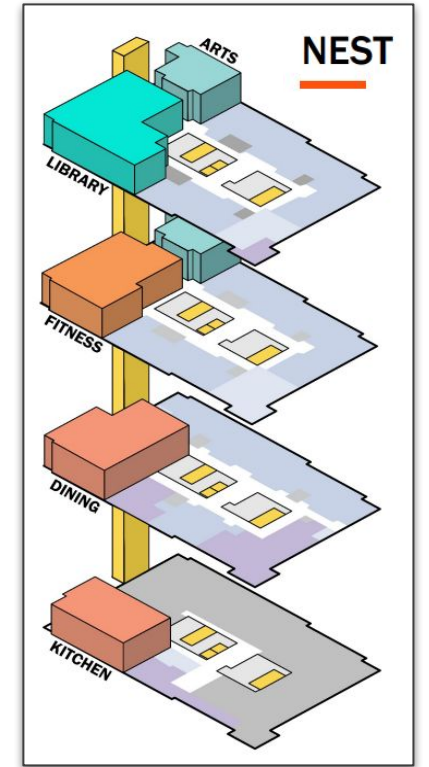
The High School Project: Minnie Howard Redevelopment



Douglas MacArthur Elementary School



1703 N. Beauregard St. Swing Space





RESULTS-DRIVEN

Non-Capacity Projects: Francis Hammond Gym Lobby Renovation

Asbestos, Flooring

Acoustic ceiling grid and tiles

LED lighting

Bulkhead

Railings, Balusters

Ticket Booth

Paint, Graphics, Tile Coating





Non-Capacity Projects:

George Washington Secured Vestibule

Secured/Armed Vestibule
“Holding Area”

Armed Exterior and Interior Doors

Alarmed Emergency Stairwell Exit

New security conduit, cabling

Renovated Security Desk Area





RESULTS-DRIVEN

Non-Capacity Projects: Charles Barrett Elementary School



Asbestos
Remediation

Asbestos
Monitoring

PLM Testing

Floor Leveling



RESULTS-DRIVEN

Non-Capacity Projects:

Lyles Crouch Kitchen/Cafeteria Renovation

- Kitchen Modernization

- Cafeteria Renovation

- Expanded Servery

- Staff Office, Locker Room





RESULTS-DRIVEN

Non-Capacity Projects: Samuel Tucker Break-out Carpeting



Carpet removal

Carpet Square Installation

Cove Base, Transitions,
Thresholds



RESULTS-DRIVEN

Ongoing and Upcoming Projects

Naomi Brooks Secured Entrance Vestibule
Alexandria City High School Perimeter Fence
Francis Hammond HVAC Renovation
ACHS Cistern Renovation to Functional Capacity
Windows Projects Naomi Brooks, John Adams, George Washington



Alexandria City Public Schools

Questions?

John Finnigan, john.finnigan@acps.k12.va.us

Azjargal Bartlett, azjargal.bartlett@acps.k12.va.us

Erika Gulick, erika.gulick@acps.k12.va.us

Dr. Alicia Hart, alicia.hart@acps.k12.va.us



Interim Superintendent
Dr. Melanie Kay-Wyatt

School Board
Meagan L. Alderton, Chair
Jacinta Greene, Vice Chair

Willie F. Bailey, Sr.
Kelly Carmichael Booz
Abdel-Rahman Elnoubi

Christopher Harris
Tammy Ignacio

Michelle Rief
Ashley Simpson Baird