

FY24 Q2 CIP Quarterly Report

School Board Meeting February 8, 2024



Essential Questions



RESULTS-DRIVEN

What constitutes the CIP?

What progress was made in the 2nd quarter of FY24?

What funds are remaining through the end of FY24 Q2?

What progress is anticipated for the FY24 3rd quarter?



RESULTS-DRIVEN

What comprises the CIP?



Capacity and non-capacity facility projects, renovations and improvements



Fleet replacement for transportation (buses and vehicles)



Technology infrastructure



Textbooks





FY24 2nd Quarter Spending Progress

BUDGET SUMMARY	Q1	Q2
Roll Over Funding From Previous Fiscal Years	\$45,036,646	\$45,036,646
Approved FY 2024 CIP Funding	\$51,255,900	\$51,255,900
Budget Transfers and Allocations	\$120,340,049	\$140,573,649
Less (Expenditures and Commitments through 12/31/23)	(\$155,727,418)	(\$168,214,253)
TOTAL REMAINING PROJECTED YEAR-END BALANCE <i>(Through the end of the reported Quarter)</i>	\$60,905,177	\$68,651,942



RESULTS-DRIVEN

Available Project Balance FY24

ACCOUNT ACPS Project Title	BUDGET Total Available Budget after Transfers	EXPENDITURES Total YTD Expenditures and Commitments	BALANCE Remaining to Year-End (Projected)
1703 N. BEAUREGARD	44,930,907	21,486,932	23,443,975
CURRICULUM & INSTRUCTION MATERIALS	1,489,025	1,410,155	78,870
JANNEY'S LANE ACQUISITION	0	0	0
TECHNOLOGY MODERNIZATION*	1,383,639	88,516	1,295,123
SYSTEM UPGRADES AND MODERNIZATION	2,638,237	0	2,638,237
SYSTEM-WIDE *	11,976,303	6,170,249	5,806,054
ALEXANDRIA CITY HS: KING STREET	2,304,879	265,944	2,038,935
ALEXANDRIA CITY HS: MINNIE HOWARD	362,490	0	362,490
SCHOOL BUSES AND VEHICLES	2,823,114	1,645,015	1,178,099
CENTRAL PRESCHOOL	(188,117)	0	(188,117)
CHARLES BARRETT	784,471	262,154	522,317
CORA KELLY	695,202	150,225	544,977
FERDINAND T. DAY (WEST END)	571,727	0	571,727
FRANCIS C. HAMMOND	7,291,496	1,146,439	6,145,057
DOUGLAS MACARTHUR	15,274,759	15,238,075	36,684
GEORGE MASON	17,478,493	12,450,000	5,028,493
GEORGE WASHINGTON	4,255,810	933,532	3,322,278
NEW HIGH SCHOOL	23,777,291	17,670,704	6,106,587
JAMES K. POLK	559,233	0	559,233
JEFFERSON-HOUSTON*	561,011	0	561,011
JOHN ADAMS	1,093,040	504,055	588,985
LYLES CROUCH	2,609,789	1,440,005	1,169,784
MOUNT VERNON	2,023,494	1,456,875	566,619
NAOMI L. BROOKS	6,189,918	4,081,490	2,108,428
PATRICK HENRY	3,203,571	2,350,053	853,518
ROWING FACILITY	190,639	0	190,639
SAMUEL TUCKER	1,238,238	502,350	735,888
TRANSPORTATION FACILITY	858,219	0	858,219
WILLIAM RAMSAY	3,626,835	2,099,003	1,527,832
ALLOCATIONS*	76,862,482	76,862,482	0
GRAND TOTALS	236,866,195	168,214,253	68,651,942

** Q2 does not close until January 22, 2024. This data is as of January 4, 2024 and is therefore unreconciled by the City of Alexandria as of this date.

*Technology Modernization and James Polk: Awaiting a budget transfer from system wide codes to cover overage.

*System Wide: Encumbrances shifted in Q3. Some items were budgeted in System Wide but belong in projects. Swingspace 41862774 is \$324K over.

*The Allocations budget line reflects budget allocations yet to be reconciled to a project. This will shift to projects in out quarters.

*Budget Transfers: Multiple budget transfers are necessary to reconcile costs budgeted in system wide accounts, \$311,830,148

*Budget Transfers: Jefferson Houston requires a transfer to cover overage on 41861541, note 4.19.23.



Capacity Projects Update

The High School Project

- **In FY24 Q2:** Draft Program of Studies presented, Master Scheduling design progressed. Building enclosure will be near completion, parking lot work began. Pool concrete and fireproofing completed.
- **Anticipated in FY24 Q3:** Academic advising and course selection to begin. Phase I interior and exterior will continue and near completion. Furniture installation will begin.

Douglas MacArthur

- **In FY24 Q2:** Athletic field and playground installation complete and inspection successfully completed.
- **Anticipated in FY24 Q3:** Playground to be opened for school and public use. Landscaping to be completed. Interior and exterior punchlist to be completed. Monument sign to be installed and power connected.



Capacity Projects Update

Patrick Henry Field

- **In FY24 Q2:** Asbestos abatement completed, Final Clearance Letter issued. Building demolition commenced the second week of January. Modified parent drop-off/pick-up route established for Phase B. Product submittal review ongoing.
- **Anticipated in FY24 Q3:** Building demolition and site improvements ongoing on the eastern part of the site, including monumental stairs, handicap ramp access to the adjacent apartment complex, stormwater management, parking expansion, and other necessary tasks.

1703 N. Beauregard

- **In FY24 Q2:** Minor Site Plan submission to the City complete, 50% construction documents, 1st GMP, permits, and 90% construction documents and construction mobilization all complete in Q2.
- **Anticipated in FY24 Q3:** 2nd GMP approval, anticipating all City permits approval and approved construction set drawings with site plans. Interior demolition to be completed. Construction manager and commissioning firm to be hired. Community meeting to be held in January, with ongoing communications. Site preparatory work to begin for exterior work.

Transportation Center (Witter Wheeler)

- **In FY24 Q2:** TransPar selected as the contractor for the Transportation and Bell Schedule Study. TransPar completed on-site collection of routes and facility walk-through.
- **Anticipated in FY24 Q3:** Phase I current state of operations assessment to be completed. Phase II assessment of facility and future facility recommendations to be analyzed. Initial bell schedule study draft to be analyzed by staff.



RESULTS-DRIVEN

Capacity Projects Update

The High School Project: Minnie Howard Redevelopment



Douglas MacArthur Elementary School



1703 N. Beauregard St. Swing Space





RESULTS-DRIVEN

Non-Capacity Projects: Naomi Brooks Vestibule / Lobby Renovation



❖ **New Secured Vestibule Entrance**

❖ **Upgraded LED Lighting**

❖ **Asbestos Abatement**

❖ **Glass Floor Tiles**

❖ **Woodwork, Paint**

❖ **New Lobby Furniture**



RESULTS-DRIVEN

Non-Capacity Projects: James Polk Entrance / SWM

- ❖ Repaved Front Entrance
- ❖ New Concrete Sections Around Site
- ❖ SWM Swale Across Front Lawn
- ❖ Asbestos Remediation
- ❖ Underground SWM Connection
- ❖ Renovated Cafeteria
- ❖ Leveled, Sodded Emergency Access





RESULTS-DRIVEN

Non-Capacity Projects: Lyles Crouch Kitchen Renovation


**Reconfigured
Kitchen,
New Equipment**

**Enlarged
Servery,
Renovated
Cafeteria**

+

**Asbestos
Remediation,
Paint, Baffles,
LED Lights**


**New Staff Office,
New Locker and
Restroom**







RESULTS-DRIVEN

Non-Capacity Projects: John Adams / William Ramsay Flooring



+



JOHN ADAMS

- ❖ ADA Ramp
- ❖ Flooring
 - Music
 - Admin Area
 - Cafeteria
 - Middle Hallways

WILLIAM RAMSEY

- ❖ Flooring
 - Second floor East hallway
 - Second floor East classrooms



RESULTS-DRIVEN

Non-Capacity Projects: Charles Barrett Lobby Renovation

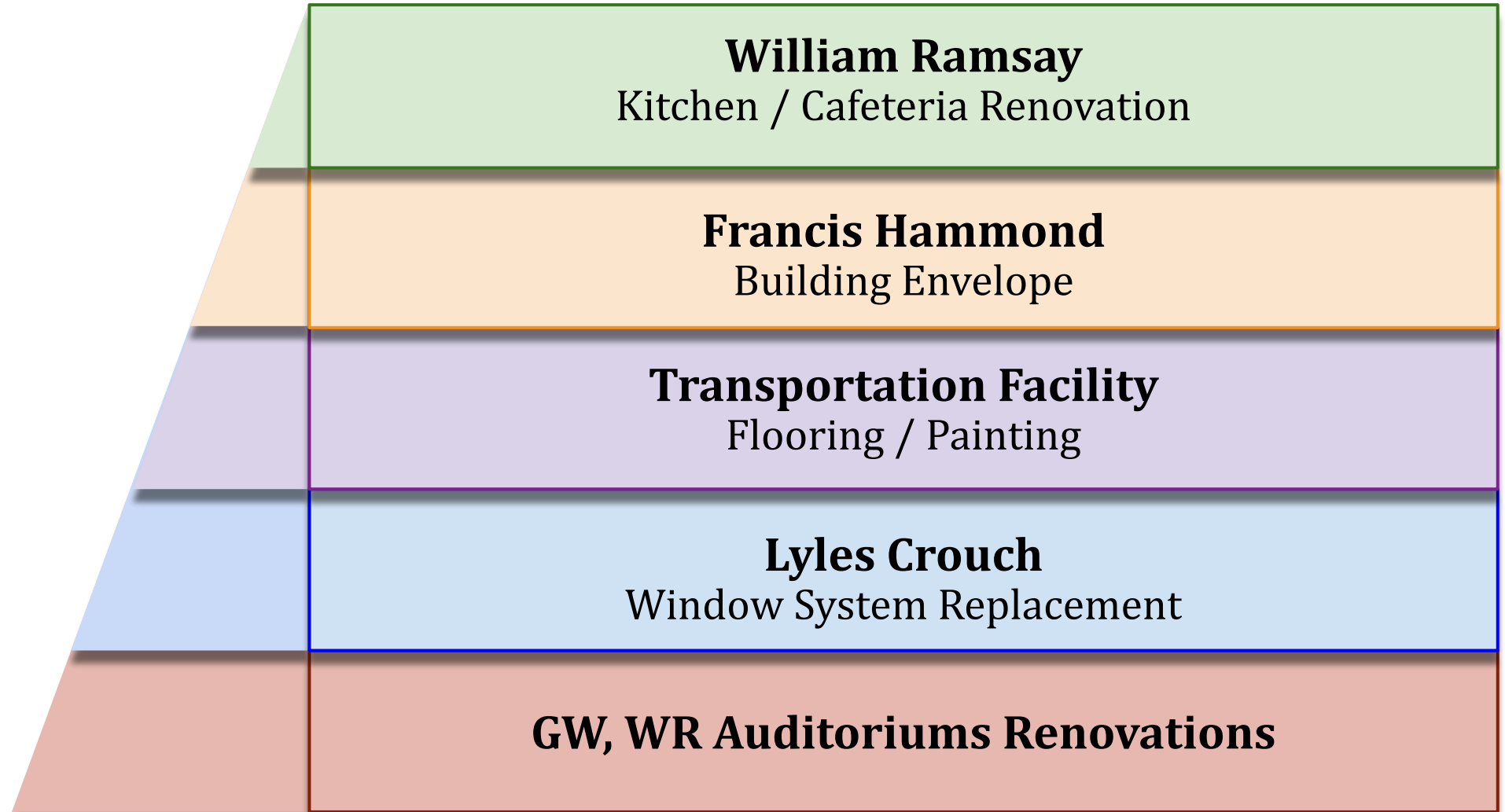
- ❖ Asbestos Remediation
- ❖ Luxury Vinyl Tile
- ❖ New Ceiling Grid / Tiles, LED Lights
- ❖ Stripping & Painting



Ongoing and Upcoming Projects



RESULTS-DRIVEN





Alexandria City Public Schools

Questions?

John Finnigan, john.finnigan@acps.k12.va.us

Erika Gulick, erika.gulick@acps.k12.va.us

Dr. Alicia Hart, alicia.hart@acps.k12.va.us



Superintendent
Dr. Melanie Kay-Wyatt

School Board
Michelle Rief, Chair
Kelly Carmichael Booz, Vice Chair

Meagan L. Alderton
Tim Beaty
Abdel-Rahman Elnoubi

Jacinta Greene
Christopher Harris

Tammy Ignacio
Ashley Simpson Baird