



# **SY22-23 School Safety Data Review (Q3&Q4)**

**School Board Meeting  
September 21, 2023**





# Essential Questions

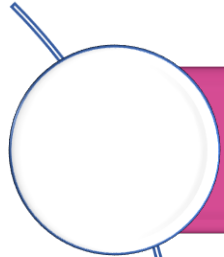
What do the  
SY22-23 Q3  
and Q4 data  
show?

How does the  
data compare  
to the last two  
school years?

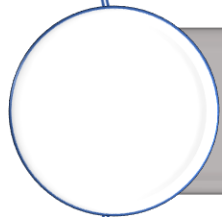
What are next  
steps in  
response to  
the data?




# Data Context



Data is being shared to reflect our continued commitment to transparency



The Q3 and Q4 data for SY22-23 covers the time period of January 2023-June 2023



Data presented is reflective of what Safety and Security Services collects. This presentation does not capture data collected by Student Services and Equity or Accountability and Research as it relates to student discipline or state reporting



# Data Collection and Reconciliation

## Incident Reporting

- Mandatory notifications sent by School Administrators post-incident
- In line with *SB Policy CLA*
- Incident reports ***do not*** always equate to a crime being committed
- Reconciled and logged by SSS once received

## Call for Service Report Form (Police Assistance)

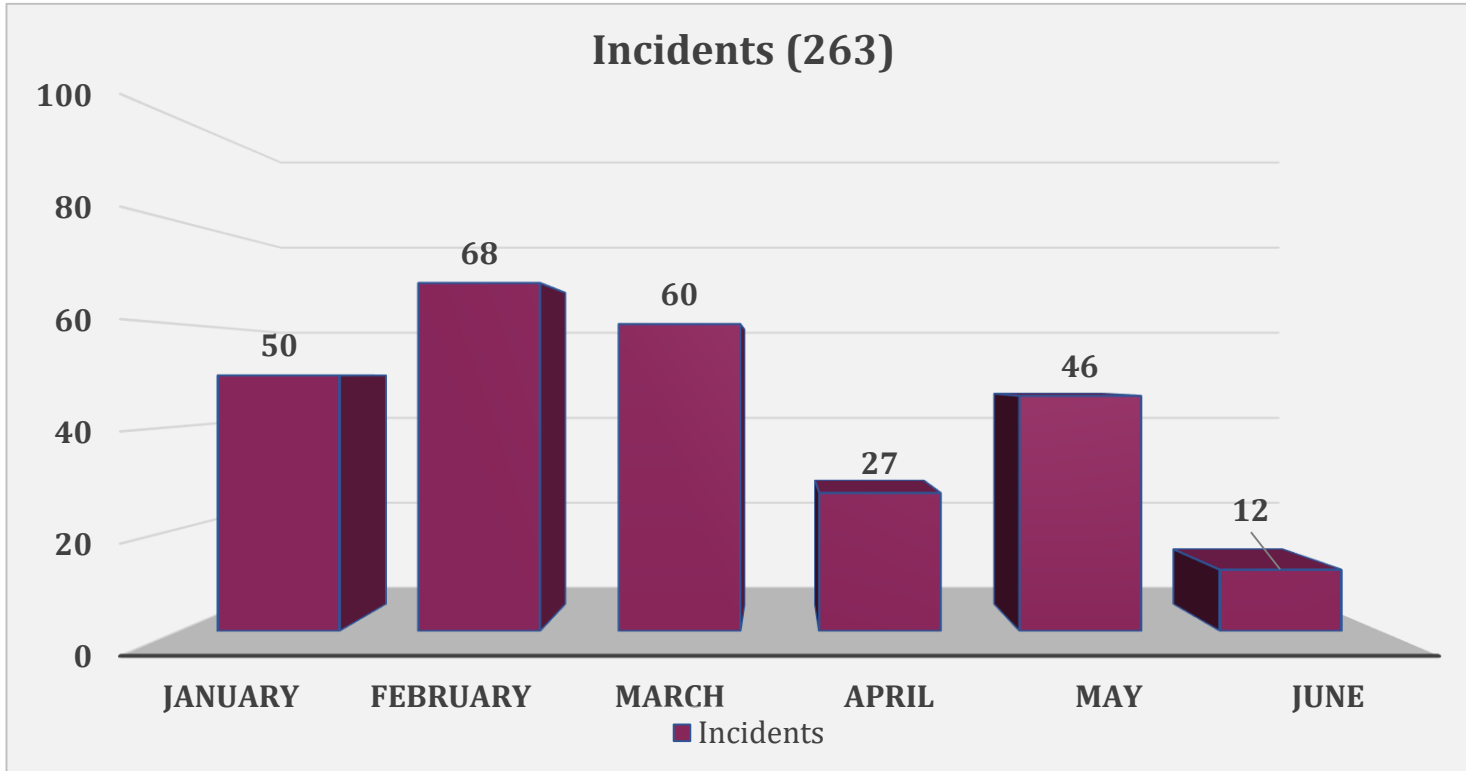
- Form completed by School Administrators when police assistance/support occurs
- In line with *November 2020 SLEP MOU. Updated July 2023 MOU will be referenced for the next safety report*
- Reconciled and logged by SSS once received

## Analysis of APD Data

- Calls for Service reviewed and reconciled



# Incident Reports by Month, Q3 and Q4



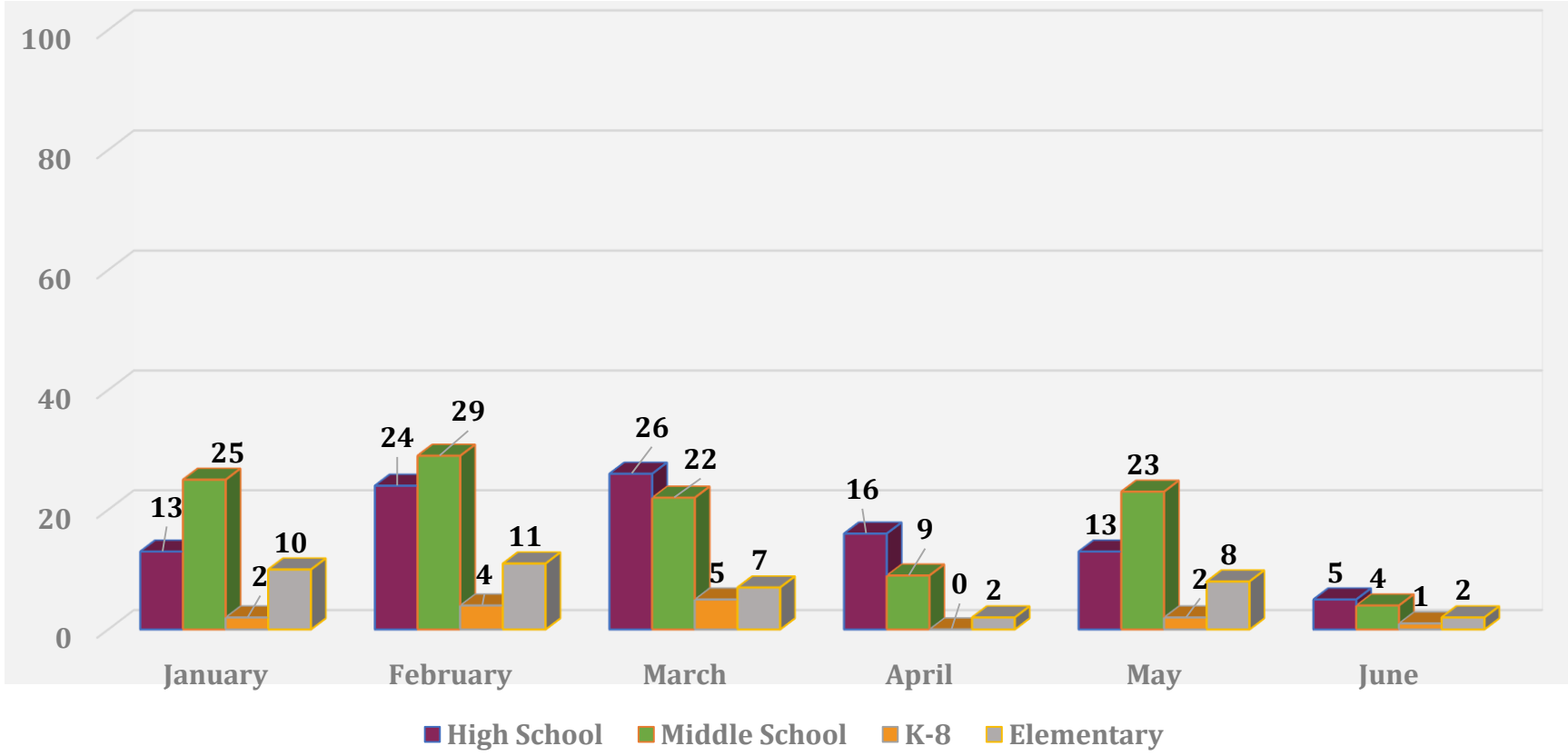
Incident Type	Quantity
Fights/Assaults	68
Other	64
EMS Assistance (Non-Fight/Assault Related) <i>NEW</i>	59
Weapons (Confirmed)	13
Reports of Weapons (Unfounded) <i>NEW</i>	4
Threats (Verbal/Cyber/Social Media)	11
Prohibited Items/Materials	10
Missing Student Reports	9
Controlled Substance	7
Suspicious Activity	5
Sexual Assault*	1
Sexual Misconduct	4
Alarms	3
CPS	3
Theft	2

• **\*Alleged incident occurred off-campus, but was reported to school officials**

*In an effort to better define incident type categories, select categories have been updated and/or added (indicated by "new" banner)*



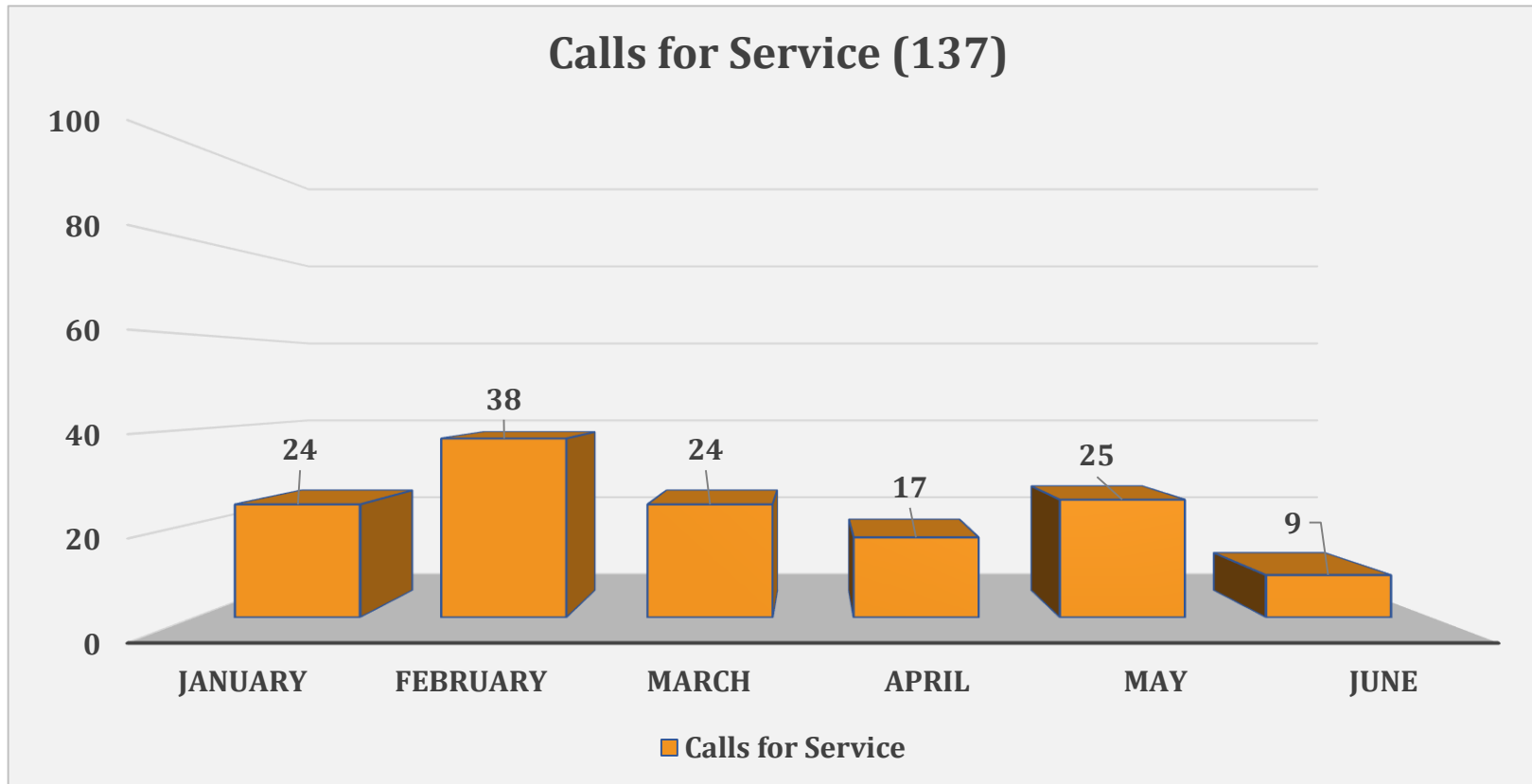
# Incident Reports by School Type, Q3 and Q4



School Level	Quantity
High School (All Campuses)	97
Middle Schools	112
K-8 Schools	14
Elementary	40



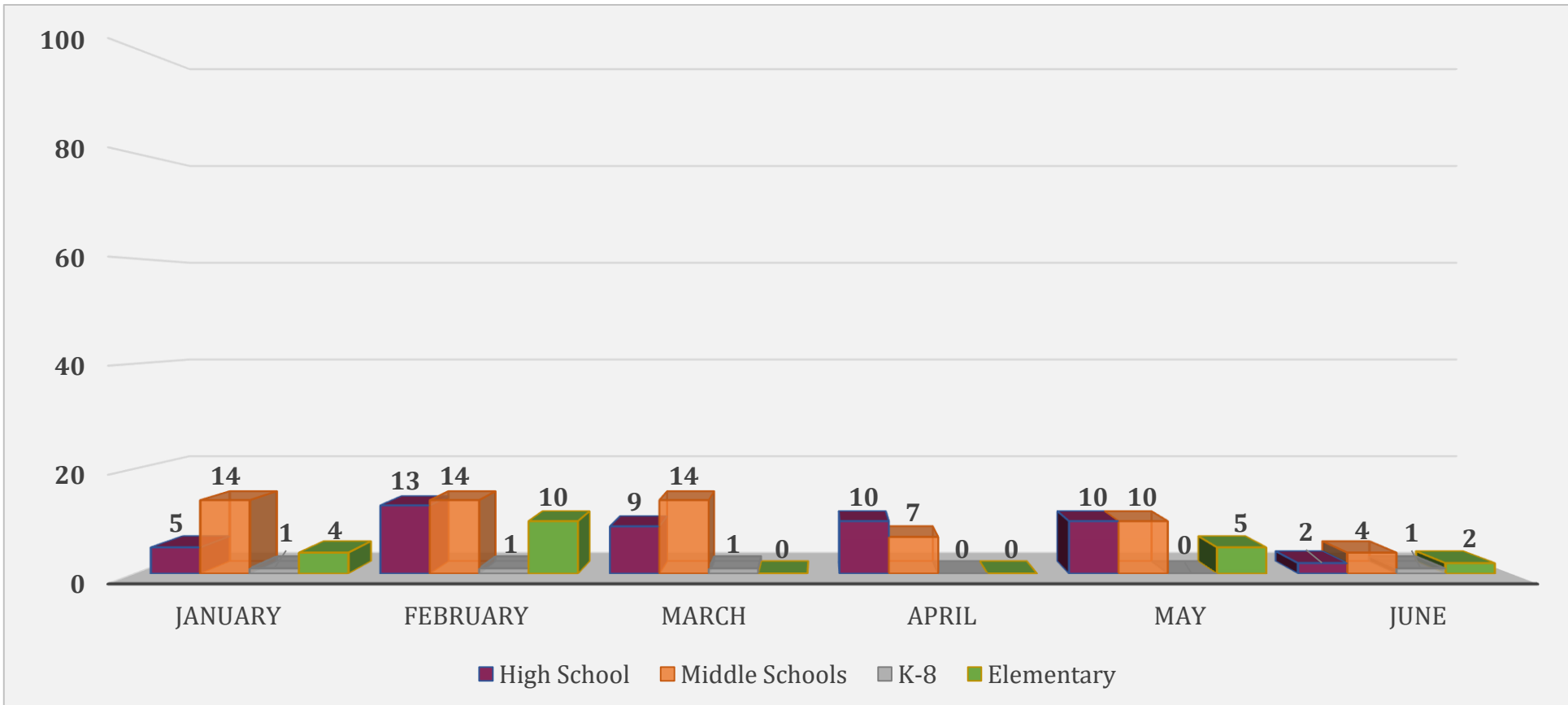
# APD Calls for Service by Month, Q3 and Q4



It is important to note that **APD Calls for Service** are **not** solely in relation to support for incidents that are criminal in nature. Calls for Service include support for suspicious activity occurring on/near campus, assistance with missing student investigations, etc.



# APD Calls for Service by School Type, Q3 and Q4

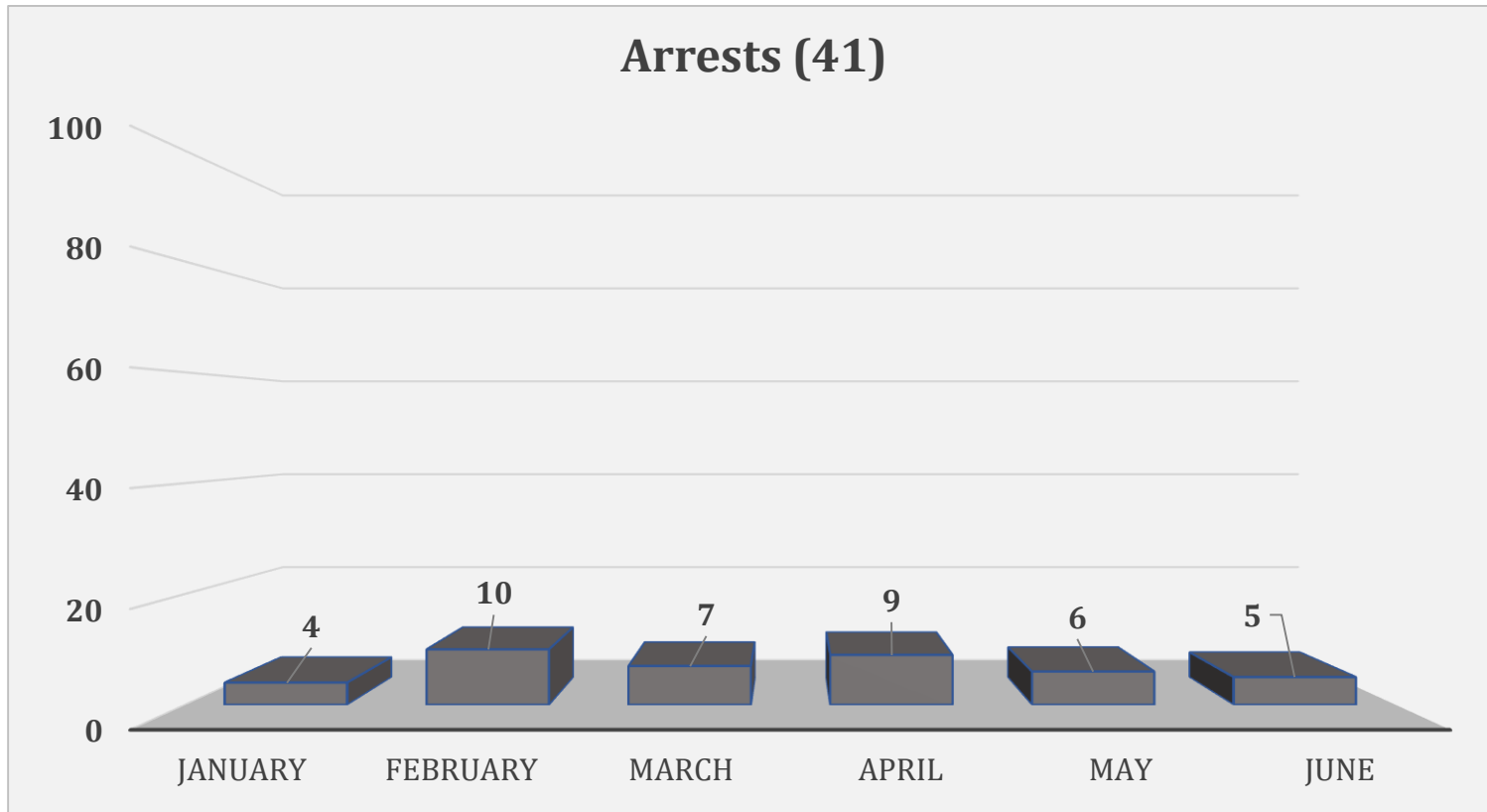


School Level	Quantity
High School (All Campuses)	49
Middle Schools	63
K-8 Schools	4
Elementary Schools	21





# Arrests by Month, Q3 and Q4

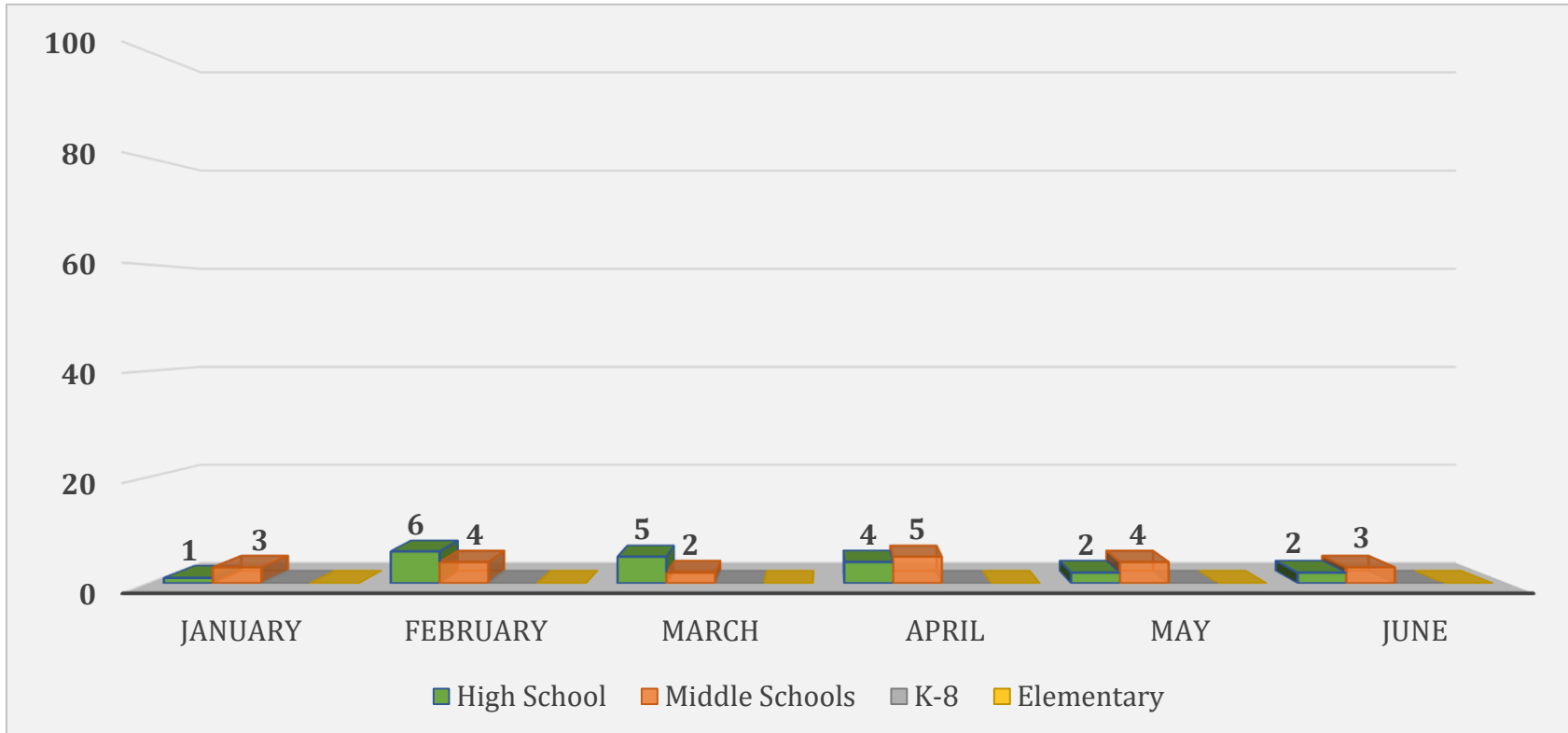


Arrest by Categories	Quantity	On-Campus Occurrence <sup>NEW</sup>	Off-Campus Occurrence <sup>NEW</sup>
Assault	15	13	2
Prohibited Item (Alcohol)	8	7	1
Warrant	6		6
Trespass	4	4	
Weapon	4	4	
Controlled Substance	2	2	
Threat	2		2
<b>Total</b>	<b>41</b>	<b>30</b>	<b>11</b>

*In an effort to better define arrest categories, select categories have been updated and/or added (indicated by "new" banner)*



# Arrests by School Type, Q3 and Q4



Arrest by School Type	Quantity
High School (All Campuses)	20
Middle School	21
Total	41



# Racial/Ethnic Composition of Arrests, Q3 and Q4

## Middle School Arrests (21)

- Black Male (Non-Hispanic or Latino) – 10
- Black Female (Non-Hispanic or Latino) - 4
- White Male (Hispanic or Latino) - 3
- White Male (Non-Hispanic or Latino) – 2
- White Female (Hispanic or Latino) - 2

## High School Arrests (20)

- Black Male (Non-Hispanic or Latino) – 12
- White Male (Hispanic or Latino) - 5
- White Female (Hispanic or Latino) - 2
- Black Female (Non-Hispanic or Latino) - 1

### ACPS Student Enrollment Demographics:

- Asian: 6.6%
- Black: 25.0%
- Hispanic: 37.7%
- White: 26.6%
- Native Hawaiian/Pacific Islander: 0.3%
- Native American: 0.1%
- Multi-racial: 3.7%

*In an effort to better define composition of arrests, the ethnicity categories of “Hispanic or Latino” or “Non-Hispanic or Latino” have been updated and/or added (indicated by “new” banner)*

*We will begin sharing EL and/or SPED designations for arrest data in the next update*



NEW

# Incident Type School Year Comparison

Incident Category	SY22-23 (S1)	SY22-23 (S2)	Change from the Previous Report
Fights/Assaults	44	68	+24
EMS Assistance (Non-Fight/Assault Related)	41	59	+18
Weapons <i>(Including unfounded reports)</i>	15	17	+2
Controlled Substance	14	7	-7
Threats (Verbal/Cyber/Social Media)	8	11	+3
Missing Student Reports	7	9	+2
Suspicious Activity	2	5	+3
Alarms	2	3	+1
Sexual Assault/Sexual Misconduct	1	1	0
Sexual Misconduct	0	4	+4
Theft	1	2	+1
Prohibited Items/Materials	1	10	+9
Other	52	64	+12



NEW

# School Year Comparison

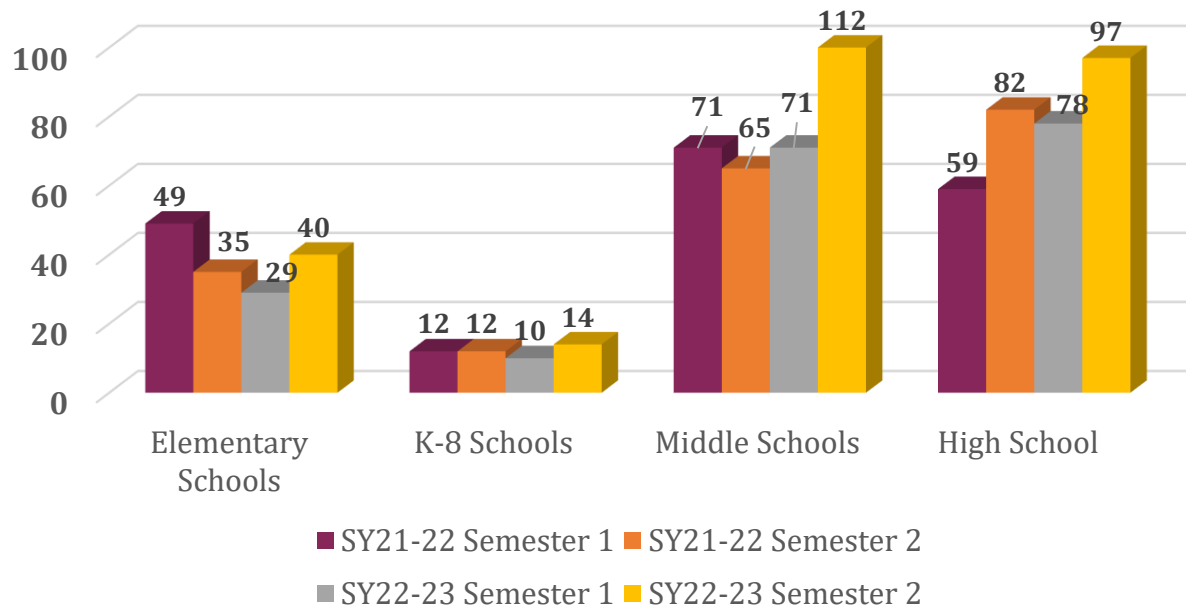
Data Category	SY21-22 (August 2021-June 2022)	SY22-23 (August 2022-June 2023)	Change from Previous Year
Incidents	385	451	+ 66
APD Calls for Service	180	211	+ 31
Arrests	46	58	+ 12

There was an increase across all data categories for the SY22-23 school year (in comparison to the SY 21-22 school year)

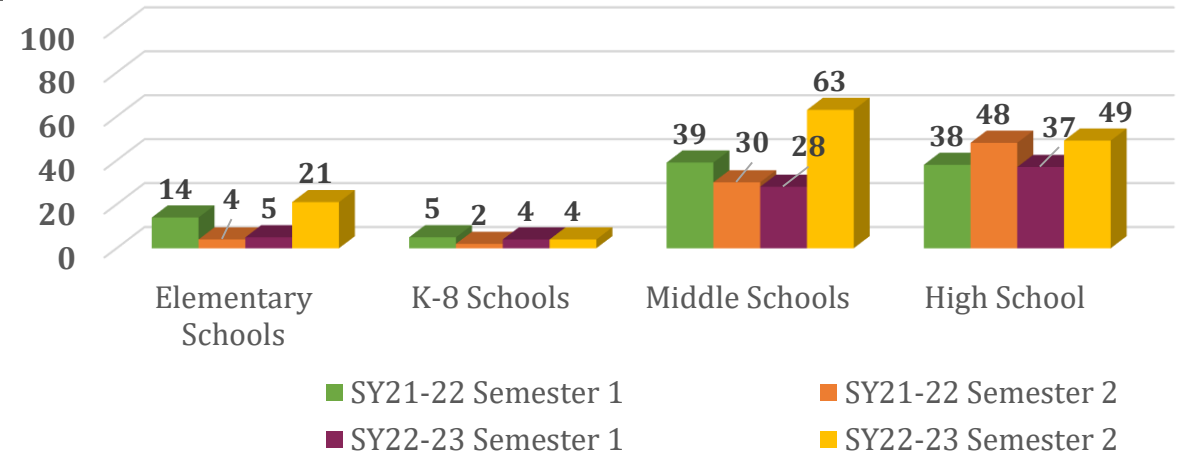


# Data Comparison by School Type and Semester

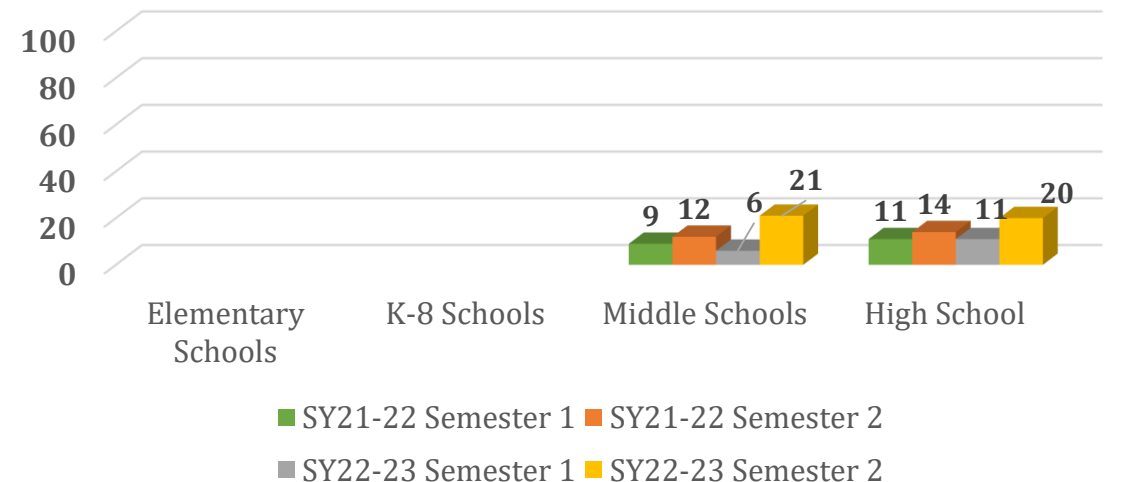
Incident Report Comparison



APD Calls for Service Comparison



Arrests Comparison





# Weapons Abatement, Pilot Program Update

Data Example: Division-Wide  
Total Engagement (Scans) to Date: 181,817

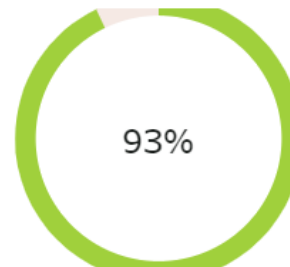
- Weapons Abatement pilot program launched in May 2023
- Located at ACHS-KS, ACHS-MH, ACHS- CFC GW and FCH
- To date, there have been 181,817 scans (all locations).
- Examples of weapons found via weapons abatement process include a taser, razor blade and knife
- Formal recommendation regarding next steps (to include in-depth review of analytics) will come with the next school safety data update



Avg. Daily Visitors



Max. Hourly Visitors



Avg. Clear



Max. Hourly



# Next Steps







# Questions?

**Dr. Alicia Hart, Chief Operating Officer**

**Mr. John Contreras, Director, Safety and Security Services**

**Mr. Carlton Gerald, Assistant Director, Safety and Security Services**



## **Superintendent**

Dr. Melanie Kay-Wyatt

## **School Board**

Michelle Rief, Chair  
Kelly Carmichael Booz, Vice Chair

Meagan L. Alderton  
Willie F. Bailey, Sr.  
Abdel-Rahman Elnoubi

Jacinta Greene  
Christopher Harris

Tammy Ignacio  
Ashley Simpson Baird