

Date: September 30, 2016

For ACTION _____

For INFORMATION X

Board Agenda: Yes _____
No X

FROM: Clinton Page, Ed.S., Chief Accountability Officer

THROUGH: Alvin L. Crawley, Ed.D., Superintendent of Schools

TO: The Honorable Karen Graf, Chair, and Members of the Alexandria City School Board

TOPIC: 2016 Virginia On-Time Graduation and Dropout Rates

BACKGROUND:

Starting with the graduating class of 2008 the state of Virginia began calculating “On-Time” graduation and dropout rates. The “on-time” rates, reported annually, are the official state recognized graduation and dropout statistics. The Virginia On-Time Graduation Rate takes into consideration student mobility, changes in student enrollment, and the needs of special education and limited English proficient (LEP) students. An “on-time” graduate for 2016 is a student who entered ninth grade for the first time during the 2012-13 school year and, in four years or less, earned one of the Virginia Board of Education recognized diplomas: Advanced Studies, Standard, Modified Standard, Special, and General Achievement diplomas.

Attached, please find four figures capturing the Virginia On-Time Graduation data for 2016 released September 28, 2016 by the state. Figure 1 and 2 relate to the graduation rates reported for all students and by subgroups both historically (see Figure 1) and compared to the state for 2015 (see Figure 2). Figures 3 and 4 display the dropout rates reported for all students and by subgroups both historically (see Figure 3) and compared to the state for 2016 (see Figure 4).

RECOMMENDATION:

The superintendent recommends to review the Virginia On-Time Graduation and Dropout figures for possible planning, procedural, programmatic, and/or budgetary changes.

IMPACT:

Alexandria City Public Schools saw a one year increase of two percentage points in the On-Time Graduation rate for all students. Increases were also seen across all subgroups with the largest increase occurring in the area of LEP students (+7 percentage points). When compared to the state, Alexandria had a lower (-9 percentage points) On-Time

Graduation rate for all students in 2016, and all ACPS subgroups were outperformed by their state counterparts except LEP students, which matched the LEP state graduation rate of 68%.

Dropout rates remained steady at 11% for all students. With the exception of white students (+/-0), dropout rates for all subgroups decreased. When compared to the state, ACPS had a higher (+6 percentage points) dropout rate across all students; however, ACPS saw lower dropout rates among Students with Disabilities and LEP students compared to their state counterparts. Within ACPS and across the state the dropout rate for LEP students remained the highest across all subgroups in 2016.

CONTACT PERSON: Clinton Page

Comparison of ACPS Four Year Cohort On-Time Graduation Rates for 2008 - 2016 by Subgroups

Alexandria City Public Schools

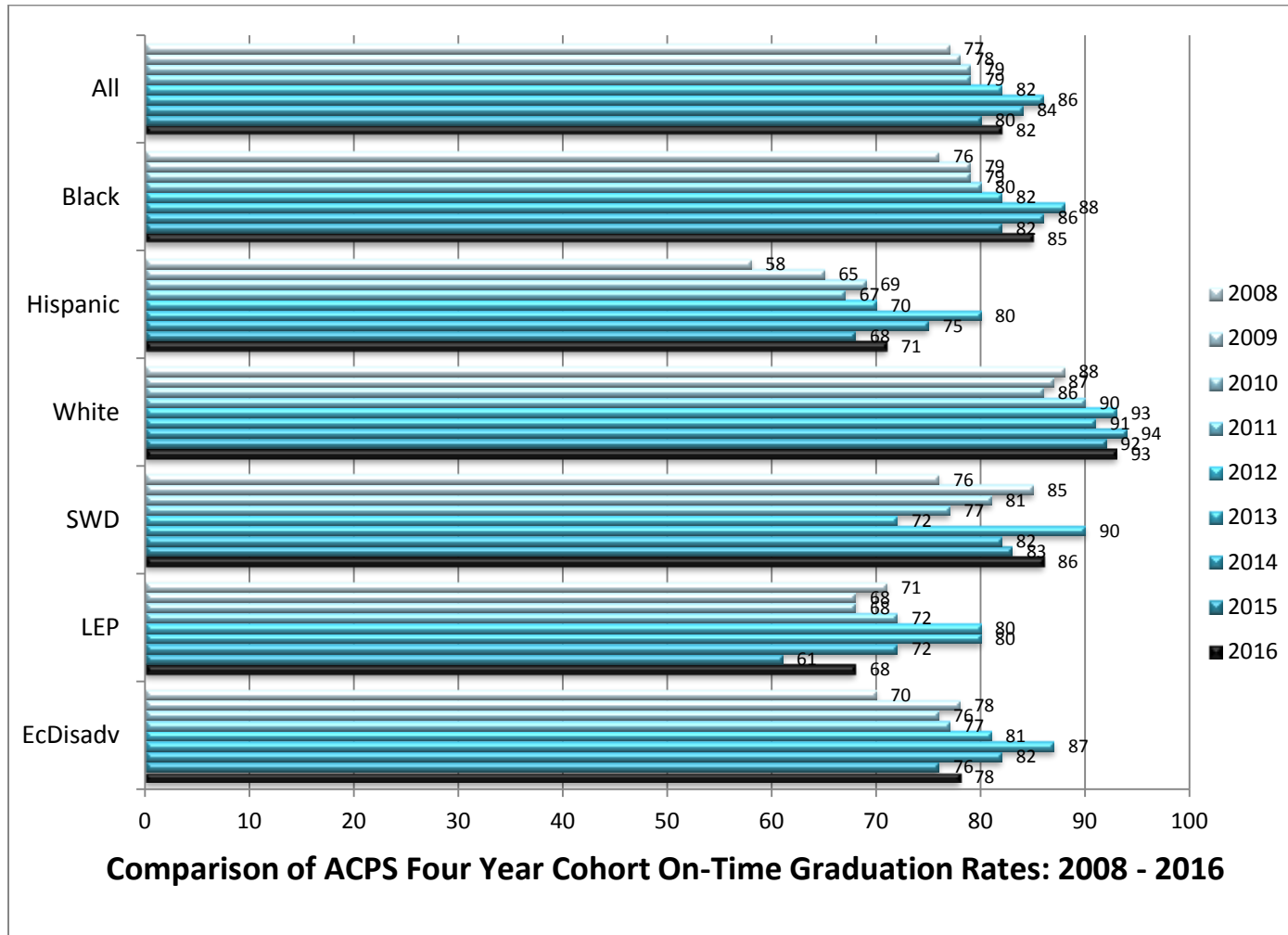


Figure 1

**Comparison of ACPS Four Year Cohort On-Time Graduation Rates to VA
by Subgroups for the Class of 2016**
Alexandria City Public Schools

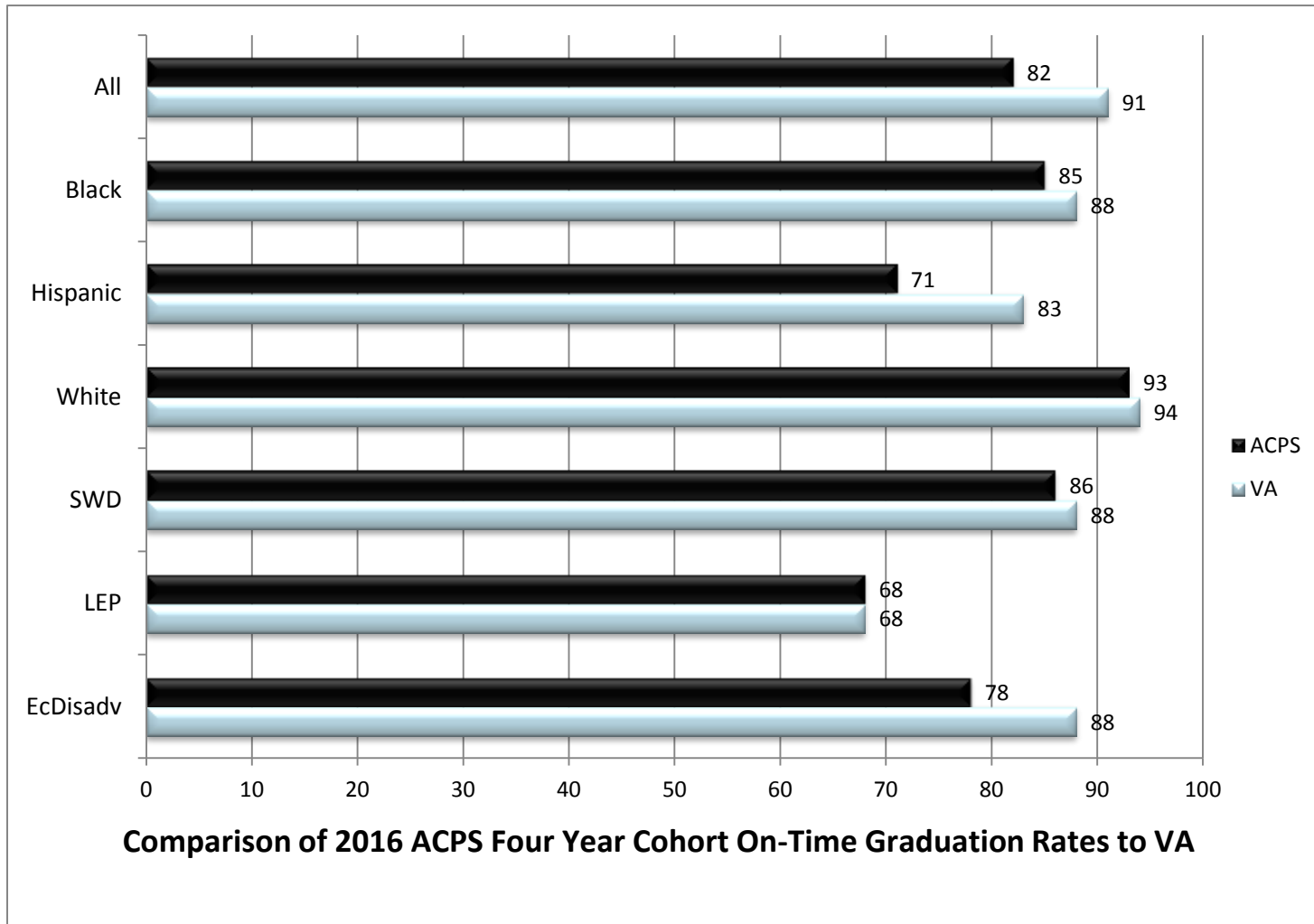


Figure 2

**Comparison of ACPS Four Year Cohort Dropout Rates for 2008 - 2016
by Subgroups**
Alexandria City Public Schools

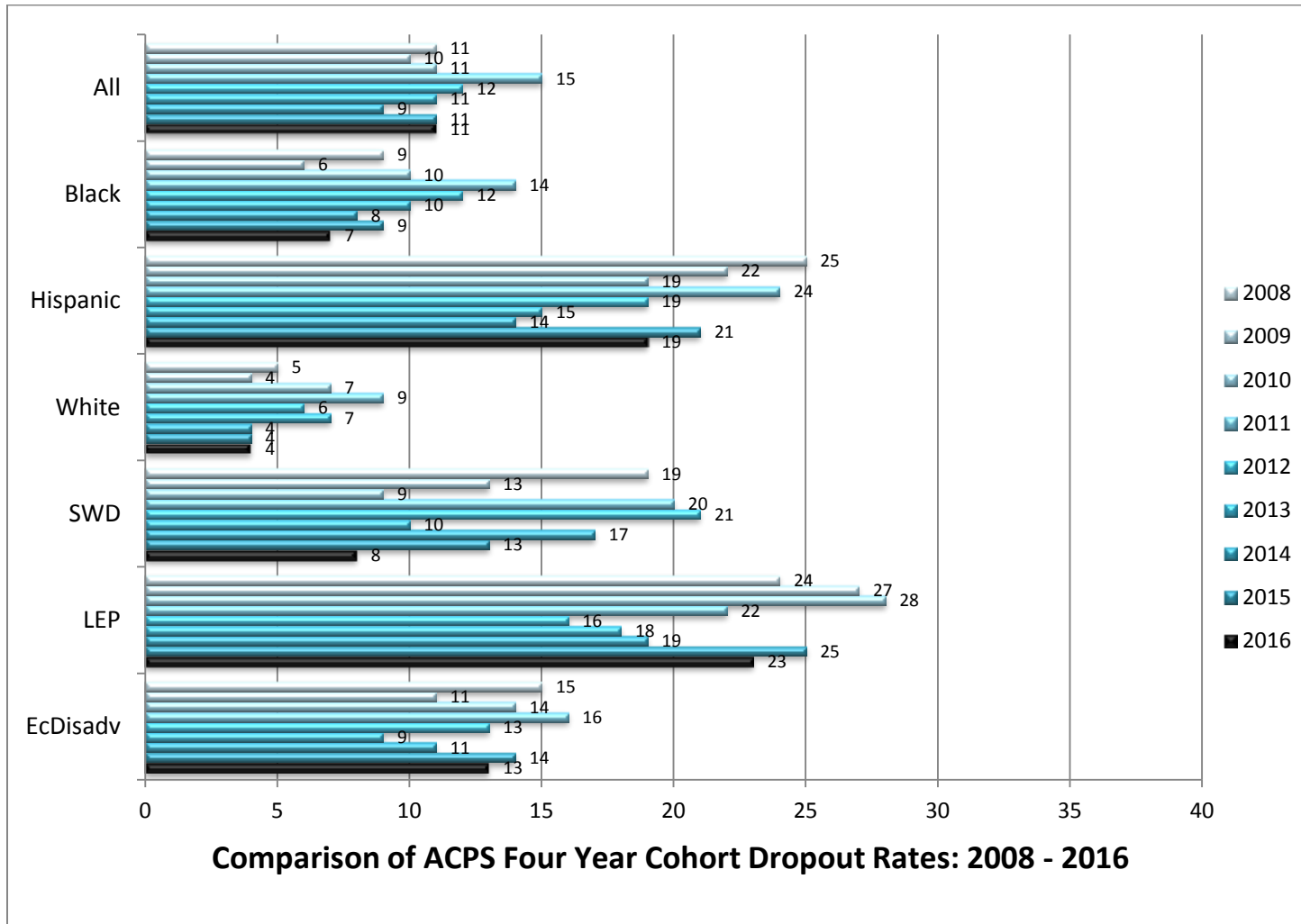


Figure 3

Comparison of ACPS Four Year Cohort Dropout Rates to VA by Subgroups for the Class of 2016

Alexandria City Public Schools

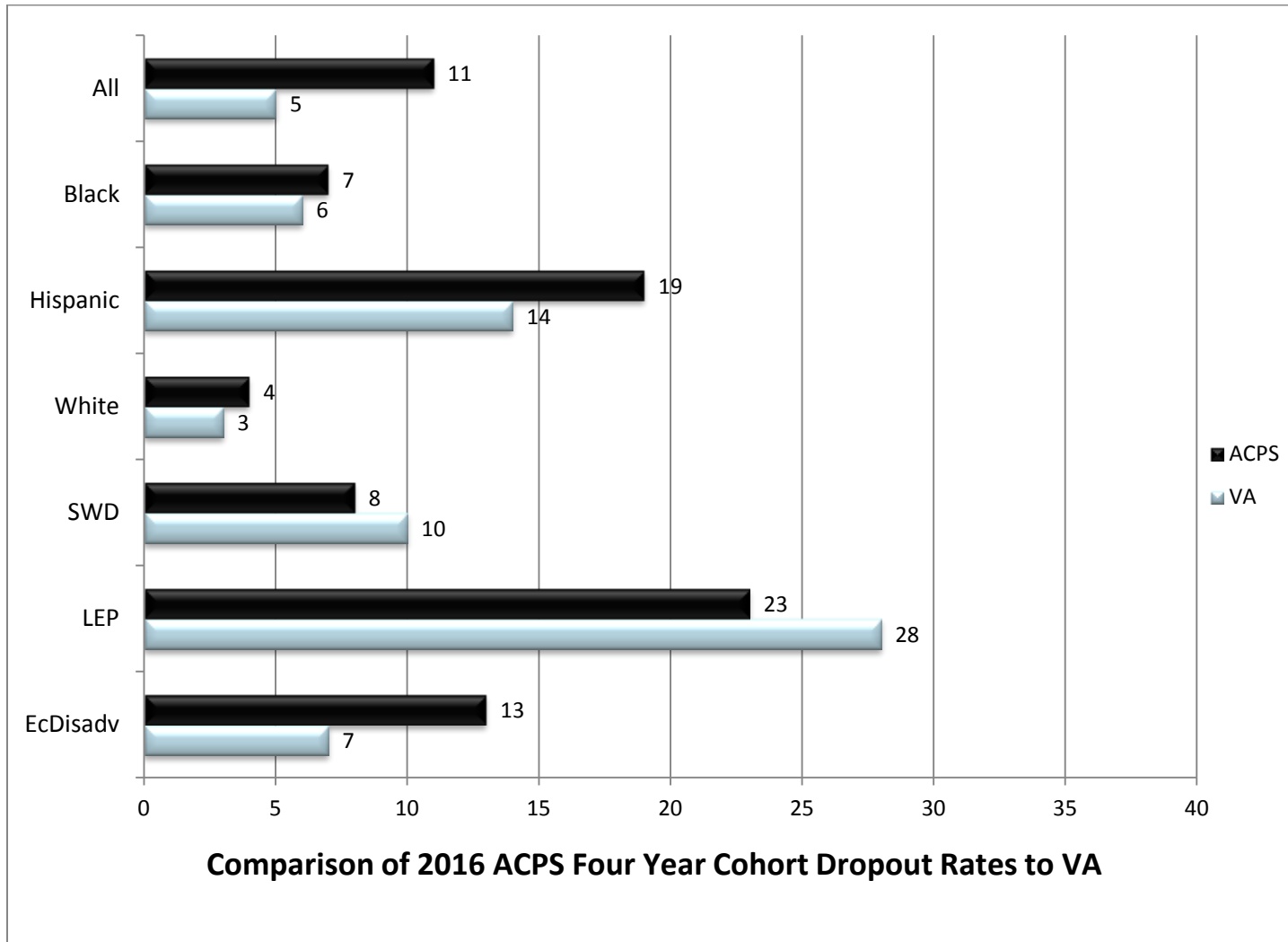


Figure 4