

Hybrid Reopening 5.0 Update:

**Spring,
Summer + Fall
Reopening
Updates**



**School Board Meeting
Thursday, May 20, 2021**

Essential Questions

1. What is the **current health guidance** from the Centers for Disease Control and Prevention (CDC), Virginia Department of Health (VDH), + the Alexandria Health Department (AHD)?
2. What are some **major spring, summer, and fall** reopening updates?
 - Student In-Person Demographic Data
 - Outreach Efforts
 - Learning Choice Form
 - Summer Learning for All + August School Opening Staffing
 - Teacher Turnover Data
 - Virtual Virginia
 - Facilities Update



Public Health Indicators (as of 5/15/2021)

CDC K-12 SCHOOL METRICS

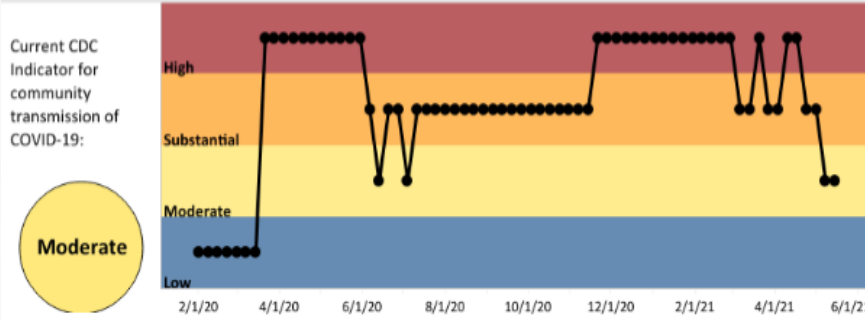
The CDC have published a revised set of Indicators and Thresholds for Community Transmission of COVID-19 (reported over 7 days) in the CDC's new Operational Strategy for K-12 Schools through Phased Mitigation. These indicators and thresholds can be used to assess the current level of community transmission (low, moderate, substantial or high) and help communities better understand which mitigation strategies, learning modes, and testing are recommended based on the level of community transmission.

VDH also recommends that schools evaluate the transmission in school, or "Level of Impact to School" which is described in the revised VDH/VDOE Interim Guidance for PreK12 Reopening. (www.vdh.virginia.gov/content/uploads/sites/182/2021/01/Interim-Guidance-to-K-12-School-Reopening.pdf). Schools should continue to implement the five key mitigation strategies (masks, physical distancing, hand hygiene/respiratory etiquette, cleaning/disinfection, and contact tracing in collaboration with the local health department) no matter the level of community transmission.

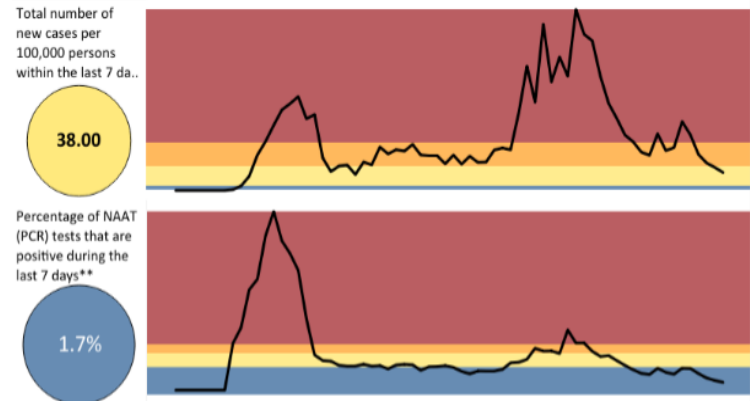
A school division's capacity to successfully implement mitigation strategies, the level of school impact, AND local community disease data should be carefully factored into school operations plans. The CDC indicators and thresholds serve to inform decision making, but should not solely dictate the decisions that school divisions make to best serve their communities.

For more information on each of the CDC indicators please visit: <https://www.cdc.gov/coronavirus/2019-ncov/community/schools-childcare/indicators.html>

Combined Core Indicator, Alexandria City, 5/15/2021



Core Indicators, Alexandria City, 5/15/2021



Secondary Indicators, Alexandria City or Northern Region, 5/15/2021

Officials can use these secondary indicators to support the decision-making process in local communities. These secondary indicators should not be used as the main criteria for determining the risk of disease transmission in schools. They should be used to support decision-making derived from the core indicators.

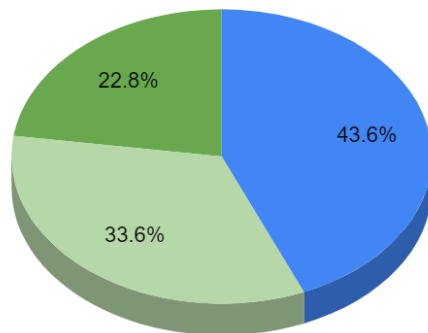
Percent change in new cases per 100,000 population during the last seven days compared with the previous seven days†	-21.8%
Percentage of hospital inpatient beds in the region that are occupied‡	80.2%
Percentage of hospital inpatient beds in the region that are occupied by patients with COVID-19‡	2.9%

Existence of localized community/public setting COVID-19 outbreaks§
 Please refer to the Daily Region Metrics dashboard for information on outbreaks.

Student In-Person Demographic Data (1/3)

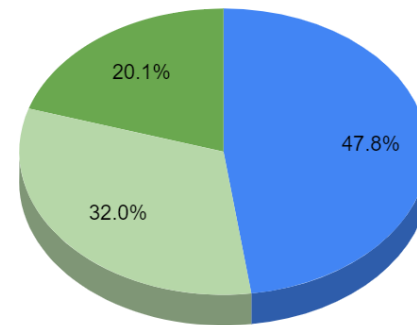
English Learners

● Virtual ● March Return ● April/May Return



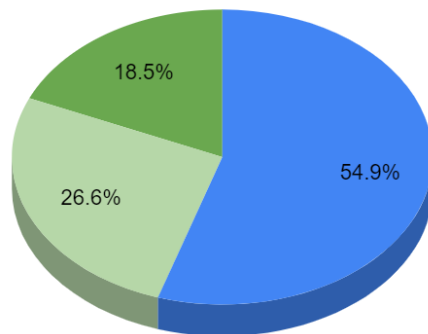
Students with Disabilities

● Virtual ● March Return ● April/May Return



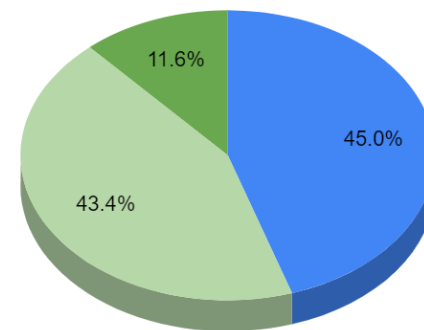
Economically Disadvantaged Students

● Virtual ● March Return ● April/May Return



Students Without a Designation

● Virtual ● March Return ● April/May Return

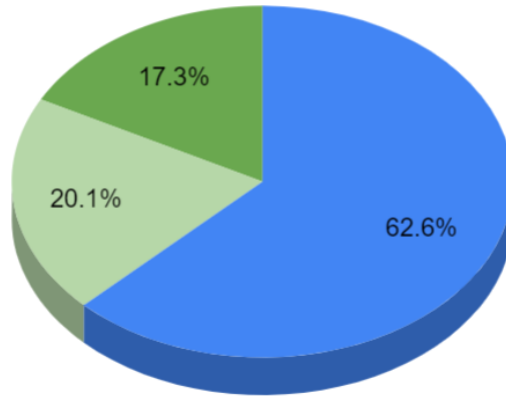


*As of 5/14/21 in PowerSchool

Student In-Person Demographic Data (2/3)

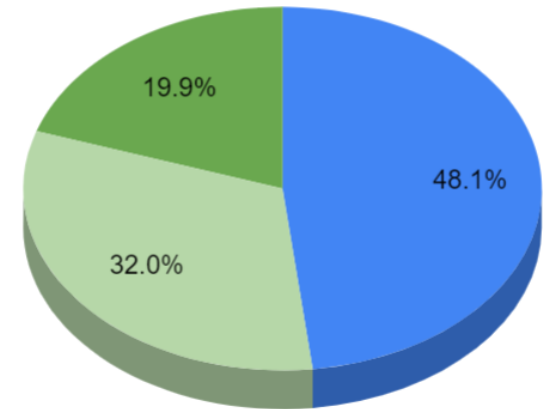
Black Students

● Virtual ● March Return ● April/May Return



Hispanic Students

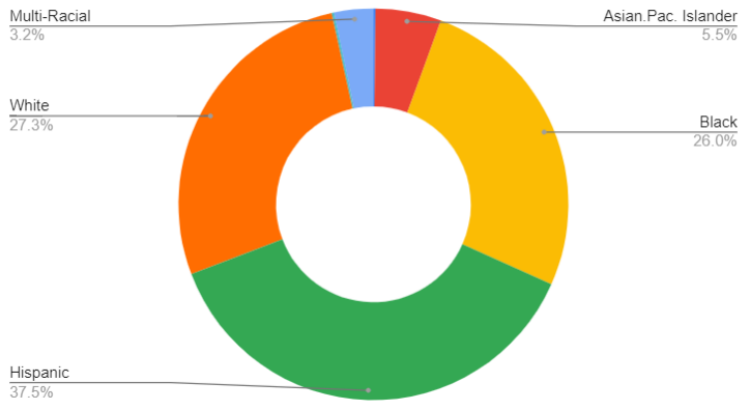
● Virtual ● March Return ● April/May Return



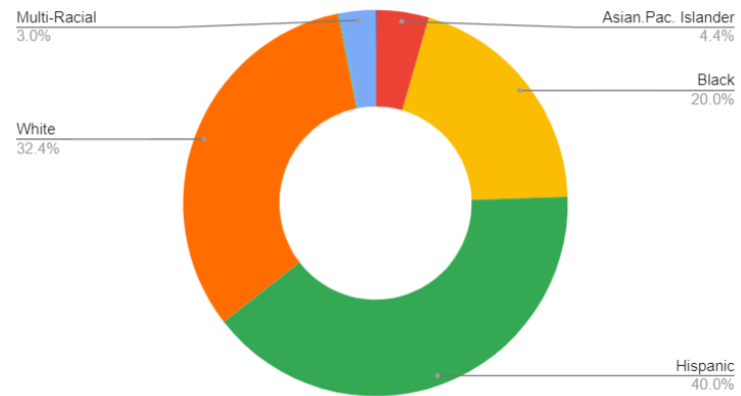
*As of 5/14/21 in PowerSchool

Student In-Person Demographic Data (3/3)

Virtual Students



Hybrid Students



All PK-12 Students

	American Indian/ Native Alaskan	Asian/Pacific Islander	Black	Hispanic	White	Hawai'ian/ Other Pacific Islander	Multi- Racial	Division Total
Percent of Subgroup Hybrid	43%	41%	37%	52%	58%	20%	40%	49%
Percent of Subgroup Virtual	57%	59%	63%	48%	42%	80%	60%	51%

Information on 3-foot Capacity (1/2)

School	Total Enrollment	Virtual Students	Hybrid Students	Classroom Capacity at 3ft
Early Childhood Center (360)	190	110/57%	80/43%	101
Charles Barrett Elementary School (120)	505	137/27%	368/72%	332
Cora Kelly School for Math Science and Tech (160)	297	89/30%	208/70%	285
Douglas MacArthur Elementary School (110)	552	152/28%	400/72%	426
Ferdinand T. Day Elementary School (350)	571	316/55%	255/45%	302
George Mason Elementary School (100)	364	69/19%	295/81%	337
James K. Polk Elementary School (220)	701	366/52%	335/48%	663
John Adams Elementary School (230)	672	302/45%	370/55%	358
Lyles-Crouch Traditional Academy (80)	424	162/38%	262/62%	294
Matthew Maury Elementary School (60)	348	109/31%	239/69%	245
Mount Vernon Community School (30)	828	229/28%	599/72%	569
Samuel Tucker Elementary School (333)	733	374/51%	359/49%	344
William Ramsay Elementary School (190)	602	262/44%	340/56%	313

*As of 5/14/21 in PowerSchool

Information on 3-foot Capacity (2/2)

School	Total Enrollment	Virtual Students	Hybrid Students	Classroom Capacity at 3ft
Jefferson-Houston School (90)	626	344/55%	282/45%	223
Patrick Henry Elementary School (50)	878	601/68%	277/32%	744
Francis C. Hammond Middle School	1431	969/68%	462/32%	1168
George Washington Middle School	1536	783/51%	753/49%	1195
T.C. Williams - Minnie Howard Campus	949	643/68%	306/32%	589
T.C. Williams - King Street Campus	3149	1820/58%	1329/42%	2135

*As of 5/14/21 in PowerSchool

Outreach Efforts (1/2)

School leadership teams have implemented a variety of outreach efforts to support hybrid reentry. These outreach efforts included:

Personal Communication	Written Communication / Group Meetings
<ul style="list-style-type: none">● Personal Phone Calls Supported By:<ul style="list-style-type: none">○ School Administrators○ School Support Teams (SST)○ Parent Liaisons○ Administrative Assistants○ Professional School Counselors● Social Worker Home Visits● Teacher/Academic Advisory Teacher Phone Calls	<ul style="list-style-type: none">● School Newsletters● Parent-Teacher Association (PTA) Meetings● Principal's Coffee Chats● Blackboard Connect

Outreach Efforts (2/2)

School leadership teams have documented families who wish to remain virtual. Families have identified the following reasons for remaining virtual:

Reasons for Remaining Virtual

- | | |
|--|--|
| <ul style="list-style-type: none">● Concerns about jeopardizing current childcare arrangements● Maintaining current routine● Uncomfortable with 3ft social distancing● Student is excelling in virtual instruction at home● Awaiting vaccinations for additional community members | <ul style="list-style-type: none">● Concerns about disrupting in home services● Parental concerns about health and safety● Student not vaccinated● Fear of student bringing COVID-19 home |
|--|--|

Summer Learning + Fall Opening 2021: Learning Choice Form

Launch Date: May 11, 2021

Close Date: May 24, 2021

“Learning Choice Form” being sent electronically to families to select their choice for:	Summer Learning
	Fall Opening <ul style="list-style-type: none">○ In-person learning five days a week○ Virtual Virginia five days a week through first semester

All program descriptions posted on ACPS website to assist families in making their choice.

Summer Learning for All - Staffing Update

- **Projected Summer Enrollment:** 9000 students in grades K-12
- **Hiring Goals:** 500-600 Licensed Staff; 60-70 Support Staff

Timeline to Hire Summer Staff	
Month (s)	Task (s)
January - February	<ul style="list-style-type: none">● Coordinator positions posted + filled
March	<ul style="list-style-type: none">● Number of licensed +support staff confirmed
April	<ul style="list-style-type: none">● Jobs posted for licensed + support staffing
May - June	<ul style="list-style-type: none">● Hiring decisions completed● Professional days June 28 + 29, 2021
July	<ul style="list-style-type: none">● School starts July 6, 2021

August School Opening - Staffing Update

Month (s)	Timeline to Hire
January - April	<ul style="list-style-type: none">● Attend job fairs at colleges + universities
March	<ul style="list-style-type: none">● Projected vacancy meetings with Principals + Budget Office
April	<ul style="list-style-type: none">● Survey the workforce for retirees + resignations in June
May	<ul style="list-style-type: none">● Host job fair for internal, licensed staff ("Transfer Fair")
June	<ul style="list-style-type: none">● Host job fair for external, licensed vacancies
August	<ul style="list-style-type: none">● New Teacher Orientation: August 10-12, 2021● First-day of school: August 24, 2021

Teacher Turnover for SY 2020 - 2021

Eight- Categories of Turnover (Data as of: May 19, 2021)	Resign - Other	15
	Non-Renewals	0
	Terminated - Leave Exhausted	0
	Retired	31
	Temporary Contract (<i>hired after October 15, 2020</i>)	15
	Resign - Relocate	26
	Resign - Other Employment	17
	Resign - Personal	24
	Total-to-Date	128

Three-Year ACPS Turnover

	2017-18	2018-19	2019-20	2020-21*
Administrators	13	14	21	7
Teachers	209	191	186	128
Support Staff	100	105	82	44

Legend: * = As of May 19, 2021. This column will change.

Virtual Virginia Updates (1/2)

Support Services


- Virtual Virginia (VVA) provides support for **core academic** and **elective** content
- ACPS staff **must provide services** during VVA asynchronous time for:
 - Students receiving **Specialized Instruction**
 - Students identified as **English Learners**
 - Students identified as **Talented and Gifted**
- ACPS staff is **collaborating** with Region 4 colleagues and the VVA team to determine service delivery options
- ACPS continues to **encourage** families to engage in **thoughtful consideration** of which instructional format will best serve their students

Virtual Virginia Updates (2/2)

Comparison of 2021-2022 School Year Calendars

	Fall 2021	Spring 2022
Virtual Virginia	August 24, 2021 - January 18, 2022 -Q1 Aug 24- Oct 26 -Q2 Oct 27-Jan 18	January 19, 2022 - May 27, 2022 -Q3 Jan 19-Mar 23 -Q4 Mar 24-May 27
ACPS	August 24, 2021 - January 27, 2022 -Q1 Aug 24-Nov 1 -Q2 Nov 2-Jan 27	January 31, 2022 - June 10, 2022 -Q3 Feb 1-Apr 8 -Q4 Apr 19-Jun 10

- Students will receive a report card from ACPS at the end of each ACPS quarter with their grades from Virtual Virginia



Hyperlink

Facilities Update

Our Work Now

- Maintaining **3 ft of social distancing** in school facilities through remainder of school year

Next Steps

- Awaiting **further guidance from the Virginia Department of Education (VDOE)** on summer and fall safety measures

Future Work

- Continuing to **work with the City on use of recreation space** for fall

Questions and Discussion




[Summer and Fall 2021: Learning Choice Form](#)

Dr. Gregory C. Hutchings, Jr.
Superintendent of Schools
gregory.hutchings@acps.k12.va.us



[Phased Reentry Plans](#)

Dr. Terri H. Mozingo
Chief of Teaching, Learning, and Leadership
terri.mozingo@acps.k12.va.us



[Frequently Asked Questions \(FAQs\)](#)