



SY2023-2024



Department of Facilities and Operations,  
Office of Safety and Security Services

2/22/2024

## School Safety Data Report, SY2023-2024, Q1 and Q2 February 2024

### **Mission**

The objective of Alexandria City Public Schools strategic plan is to provide an equitable, high quality education which is accessible and engaging to all students in a five-year strategic plan approved by the Alexandria City School Board on June 26, 2020. The plan's mission is to ensure success by inspiring students and addressing barriers to learning. The Facilities and Operations Department (via the Office of Safety and Security Services) works diligently to remove a potential barrier, unsafe school environments, in an effort to further the strategic plan.

### **Overview**

The Office of Safety and Security Services manages and oversees all safety-related services for the school division to include emergency management procedures and protocols, assignment of school security officers, hardened safety infrastructure and the school law enforcement partnership with Alexandria Police Department. This office also collects, reviews and reconciles data related to incidents on school campus grounds and/or school-sponsored activities. The purpose of this report is to present the data (founded and unfounded) for:

- School Incidents for specified quarter(s)
- Calls for Service/Assistance by APD data for specified quarter(s)

### **Data Submission and Collection Methodology**

Safety data is submitted in the following ways:

1. ***Incident Report:*** School administrators will submit an Incident Report at the conclusion of an incident on school grounds.
2. ***ACPS Calls for Service Form:*** If the Alexandria Police Department is requested to assist during a school safety incident, the school administrator completes and submits this form to the Director of Safety and Security Services

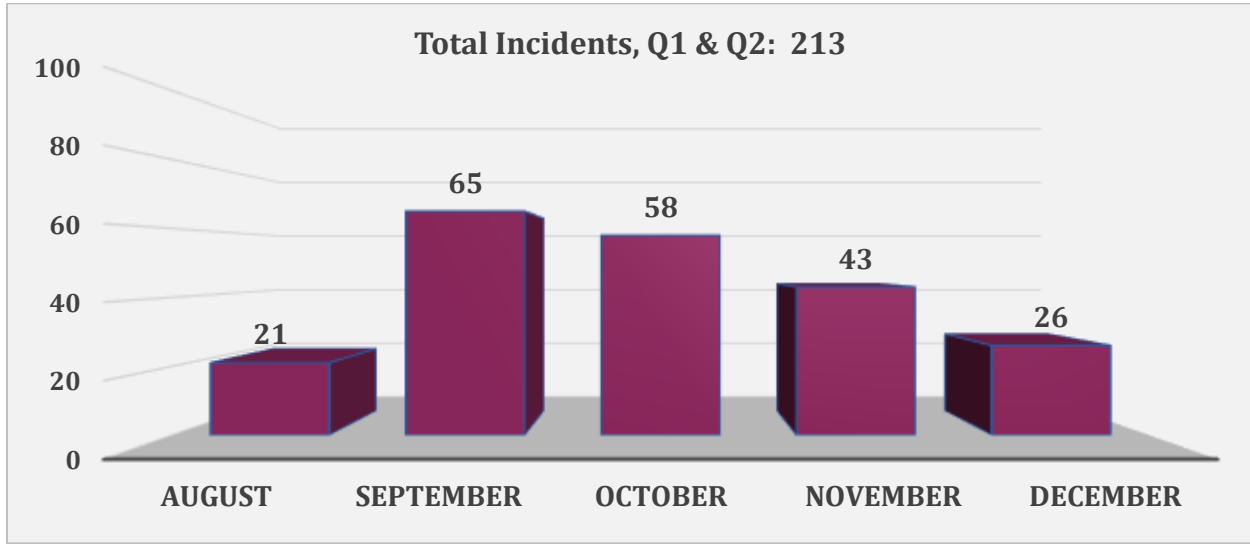
Once an incident report is submitted, the Office of Safety and Security Services collects the data into a template. This template is updated regularly and captures division-level data to include number and types of incidents per school, per day and per month. ***It is important to note that all information related to student discipline data is collected and reviewed by the Department of Student Services and Equity. That data is not included in this report.***

Information that may reveal student identity will not be shared through this report. It is also understood that some statistics may change as a result of change in case status or data error.

**School Safety Data Report, SY2023-2024, Q1 and Q2**  
**February 2024**

**Q1 and Q2 Incident Data Summary (By Month, Semester Comparison, School Type and Individual School)**

**Monthly Summary**



During quarters one and two of SY23-24, there were a total of 213 incidents that occurred. These incidents fell into the following categories:

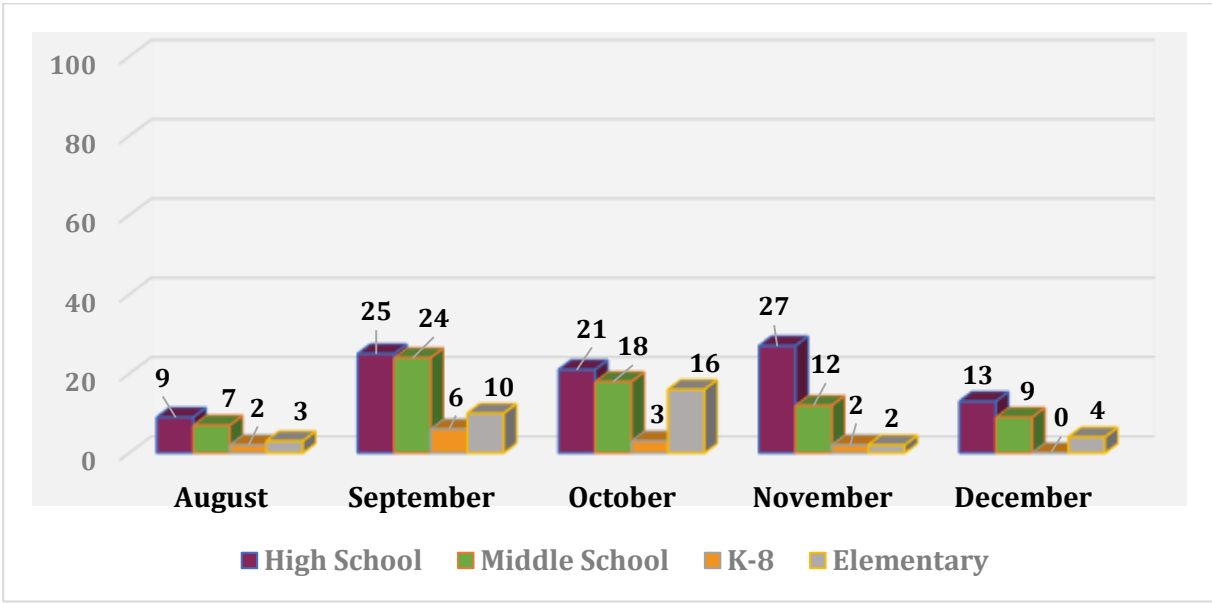
- Other (57)
  - The category of “other” includes the following incidents:
    - Student Discussing Weapons (2)
    - Student in Crisis (2)
    - Detective Call/Offsite Incident Investigation (4)
    - Student Fled School (1)
    - Trespass (5)
    - Police/SRO Activity Near School (7)
    - DASH Bus Incident (1)
    - Welfare Check (2)
    - Social Media Incident/Shared Photo (3)
    - Student Consult with SRO (3)
    - Student Disorderly Conduct (4)
    - Public Intoxication (2)
    - Student Not Reporting Home/Event (2)
    - Property Damage (1)
    - Report of Sound of Gunfire (1) (*Reported as sound of gunfire heard from a distance. The sound did not originate from a school location.*)
    - Pocket Knife Off Property/Parent (1)
    - Adult Disagreement (3)
    - Shelter Care Order (4)

**School Safety Data Report, SY2023-2024, Q1 and Q2  
February 2024**

- Gas Smell Evacuation (2)
- Fraudulent 911 Call (1)
- Health Bracelet Alert (1)
- Abandoned Backpack/School Property (1)
- Parent Turned in Abandoned Contraband (1)
- School Bus Fender Bender (1)
- Parent Consult with SRO (2)
- Fights/Assault (56)
- Injuries/Medical Assistance (43)
- Controlled Substances (9)
- Threats (Verbal / Cyber / Social Media) (9)
- Prohibited Items/Materials (7)
- Reports of Missing Student (6)
- Theft (6)
- Weapons (Founded or Unfounded) (5)
  - For this reporting period, the following weapons have been confiscated on school grounds:
    - Knives (1)
    - Stun Guns/Tasers (3)
    - Report of weapon (pellet-gun found) (1)
- Suspicious Activity (4)
- Sexual Assault/Sexual Misconduct (3)
  - Restroom Incident (1)
  - SPED Student Touching Another Student (1)
  - Student Claims Assault While Walking to School (1)
- Alarms (3)
- Vandalism (3)
- Child Protective Services Reports (2)

**School Safety Data Report, SY2023-2024, Q1 and Q2**  
**February 2024**

**Incident Report by School Type**



There were:

- **35** incidents at the Elementary School Level
- **13** incidents at the K-8 Level
- **70** incidents at the Middle School Level
- **95** incidents at the High School Level

**School Safety Data Report, SY2023-2024, Q1 and Q2  
February 2024**

**Incident Reporting: Comparison by Reporting Period**

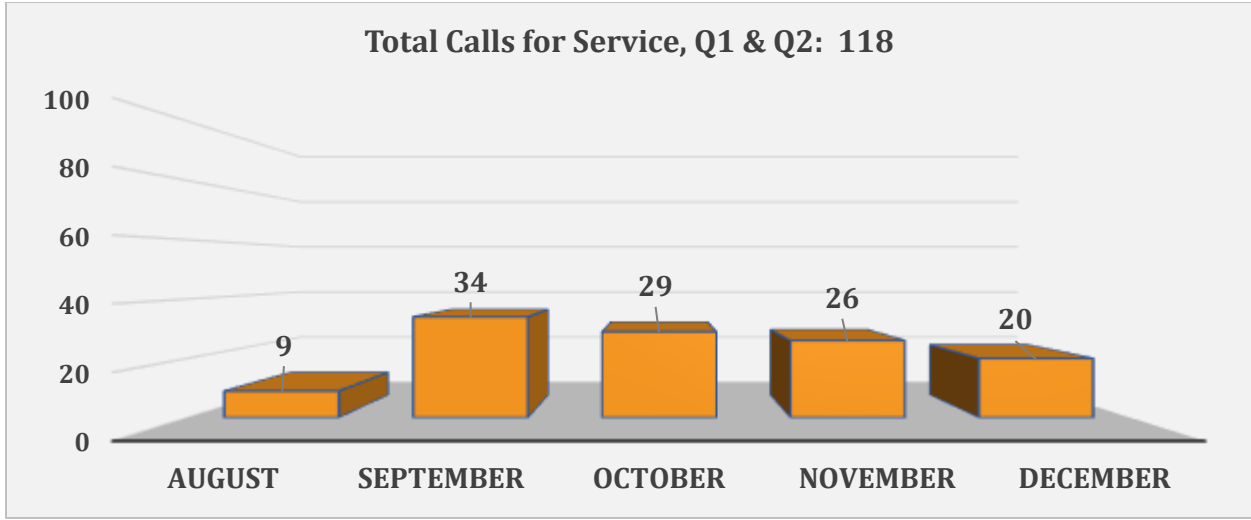
Data Category	SY21-22 (Semester 1: August 2021-December 2021)	SY21-22 (Semester 2: January 2022-June 2022)	SY22-23 (Semester 1: August 2022-December 2022)	SY22-23 (Semester 2: January 2023-June 2023)	SY23-24 (Semester 1: August 2023-December 2023)	Change from Previous Report
<b>Incidents</b>	<b>191</b>	<b>194</b>	<b>188</b>	<b>263</b>	<b>213</b>	<b>-50</b>
<b>APD Calls for Service</b>	<b>96</b>	<b>84</b>	<b>74</b>	<b>137</b>	<b>118</b>	<b>-19</b>
<b>Arrests</b>	<b>20</b>	<b>26</b>	<b>17</b>	<b>41</b>	<b>31</b>	<b>-10</b>

During quarters one and two of SY23-24, there were a total of **213** incidents that occurred, versus **263** incidents for the last two quarters of SY2022-23. There was a drop in all categories (Incidents, Calls for Service, and Arrests/Referrals).

**School Safety Data Report, SY2023-2024, Q1 and Q2**  
**February 2024**

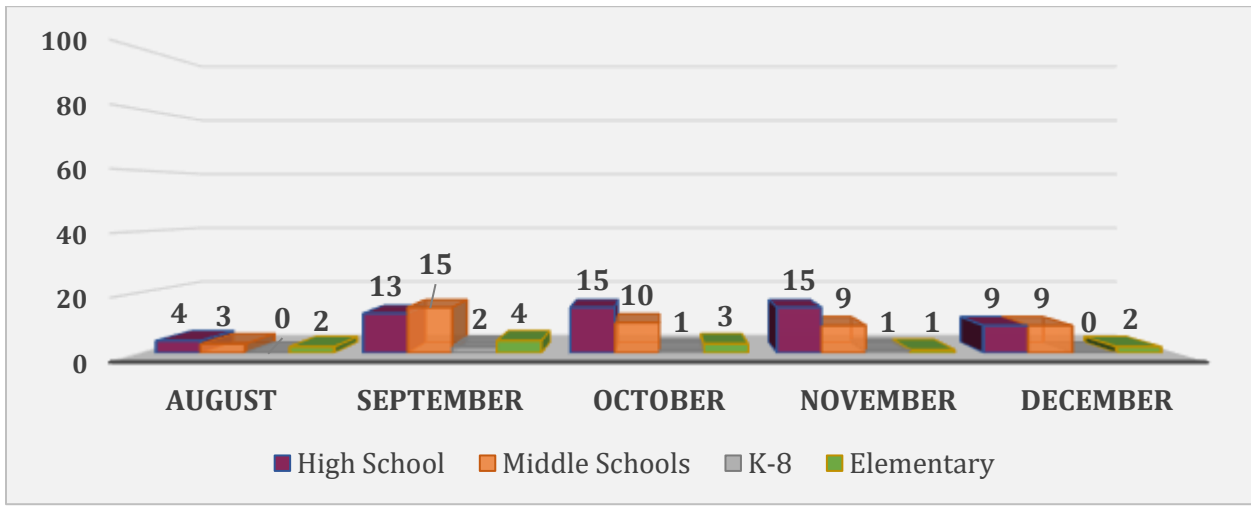
**APD Calls for Service**

**Monthly Summary**



During quarters one and two of SY2023-24, there were a total of **118** APD Calls for Service.

**By School Type**

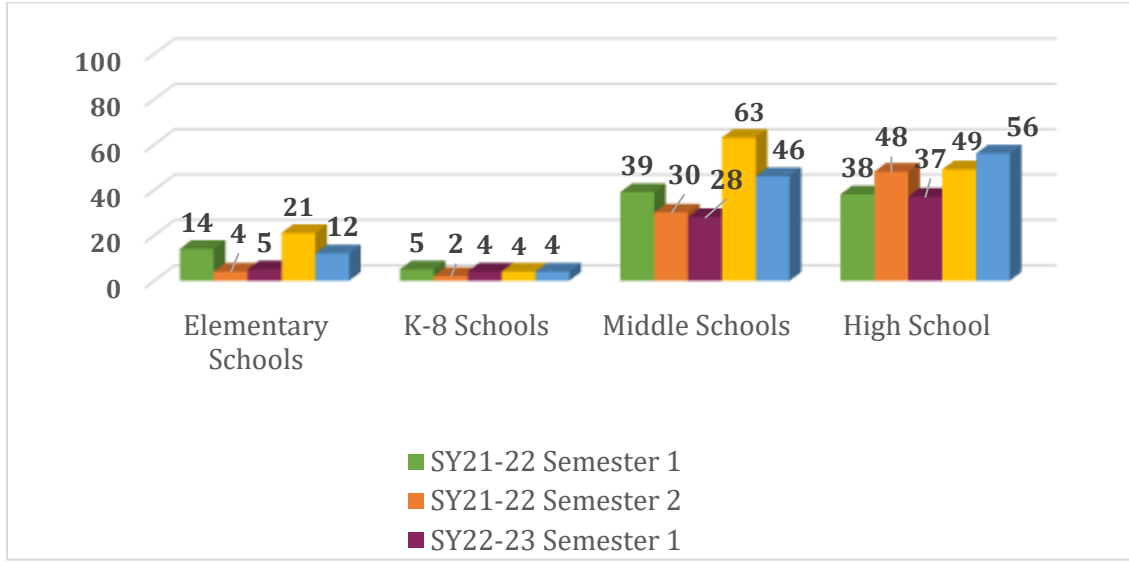


There were:

- **12** APD Calls for Service at the Elementary School Level
- **4** APD Calls for Service at the K-8 Level
- **46** APD Calls for Service at the Middle School Level
- **56** APD Calls for Service at the High School Level

**School Safety Data Report, SY2023-2024, Q1 and Q2**  
**February 2024**

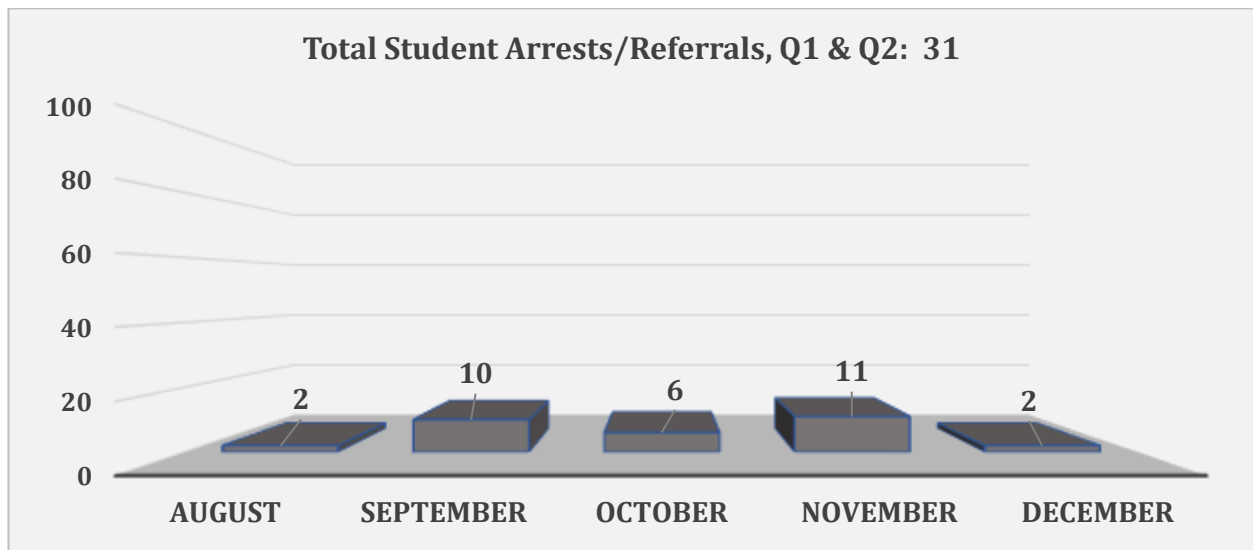
**APD Calls for Service: Semester Comparison**



During quarters one and two of SY2023-24, there were a total of **118** calls for service, versus **137** calls for service for report two (Semester 2 SY2022-23), **96** calls for service for report one (Semester 1 SY2021-22), **84** calls for service for report two (Semester 2 SY 2021-22), and **74** incidents for report three (Semester 1 SY2022-23).

**Arrests & Referrals**

**Monthly Summary**



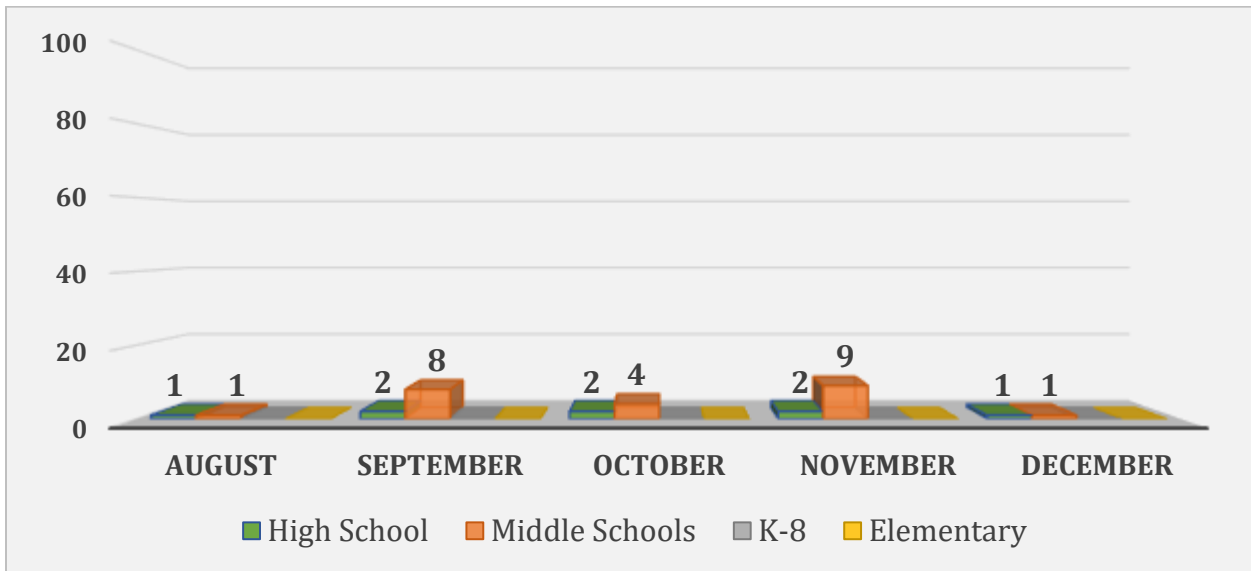


**School Safety Data Report, SY2023-2024, Q1 and Q2**  
**February 2024**

During quarters one and two of SY23-24, there were a total of thirty-one (31) student arrests and/or referrals. Arrests were made in regards to a violation of law on and off school grounds. Arrests were made in relation to the following categories:

- Assault (9) (8 – On Campus Occurrences, 1 – Off Campus Occurrence)
- Prohibited Item (Alcohol) (2) (2 – On Campus Occurrences)
- Warrant (1) (On Campus Occurrence)
- Public Intoxication (4) (All On Campus Occurrences)
- Weapon (2) (2 – Tasers) (All On Campus Occurrences.)
- Controlled Substance (7) (All On Campus Occurrences)
- Theft (5) (2 – On Campus Occurrences, 3 – Off Campus Occurrences)
- Vandalism (1) (On Campus Occurrence)

**By School Type**

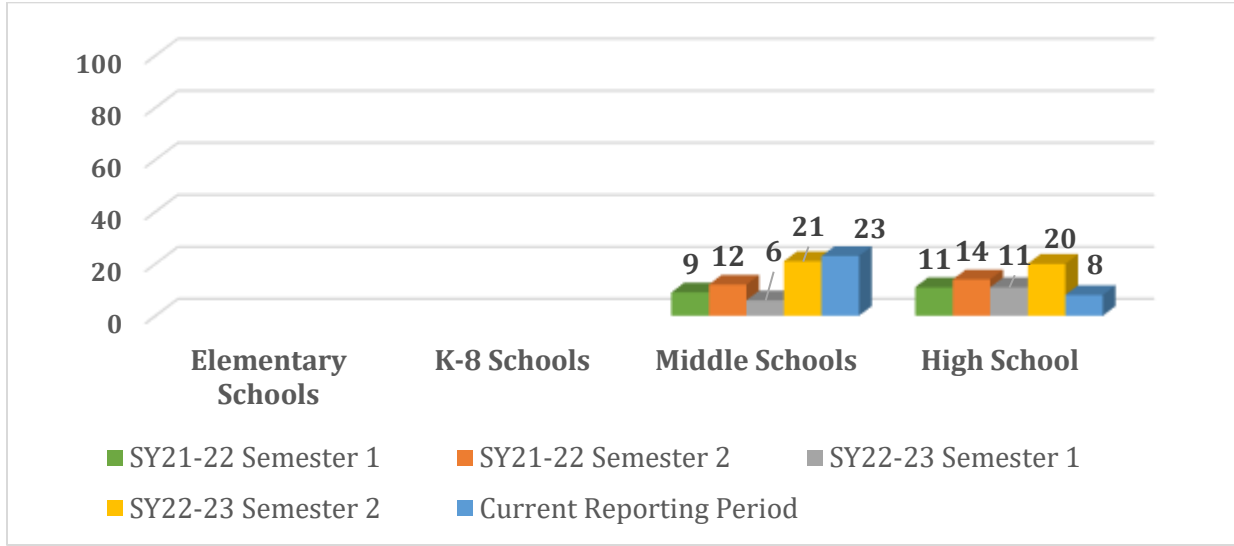


There were:

- **0** arrests at the Elementary School Level
- **0** arrests at the K-8 School Level
- **23** arrests at the Middle School Level
- **8** arrests at the High School Level

**School Safety Data Report, SY2023-2024, Q1 and Q2**  
**February 2024**

**Arrests by School Type: Semester Comparison**



During quarters one and two of SY23-24, there were a total of **31** arrests and/or referrals, versus **41** for report two (Semester 2 SY22-23), **20** arrests for report one (Semester 1 SY2021-22), **26** arrests for report two (Semester 2 SY 2021-22), and **17** arrests for report three (Semester 1 SY2022-23).

**School Safety Data Report, SY2023-2024, Q1 and Q2  
February 2024**

**Racial or National Origin/Composition of Arrests/Referrals**

**Middle School Arrests/Referrals (23)**

- White Female (Hispanic or Latino) - 8
- Black Male (Non-Hispanic or Latino) - 6
- Black Female (Non-Hispanic or Latino) - 6
- White Male (Hispanic or Latino) - 3

**High School Arrests/Referrals (8)**

- Black Male (Non-Hispanic or Latino) - 5
- Black Female (Non-Hispanic or Latino) - 3