

The AVID System

Dr. Terri Mozingo,
Chief Academic Officer



Jodie Peters,
AVID District Director
/College Support

May 6, 2016



Every Student Succeeds

Essential Questions

- What is the AVID System?
- How can AVID support students achievement and college readiness in ACPS?



AVID and ACPS Strategic Plan

- AVID framework, mission and practices support ACPS

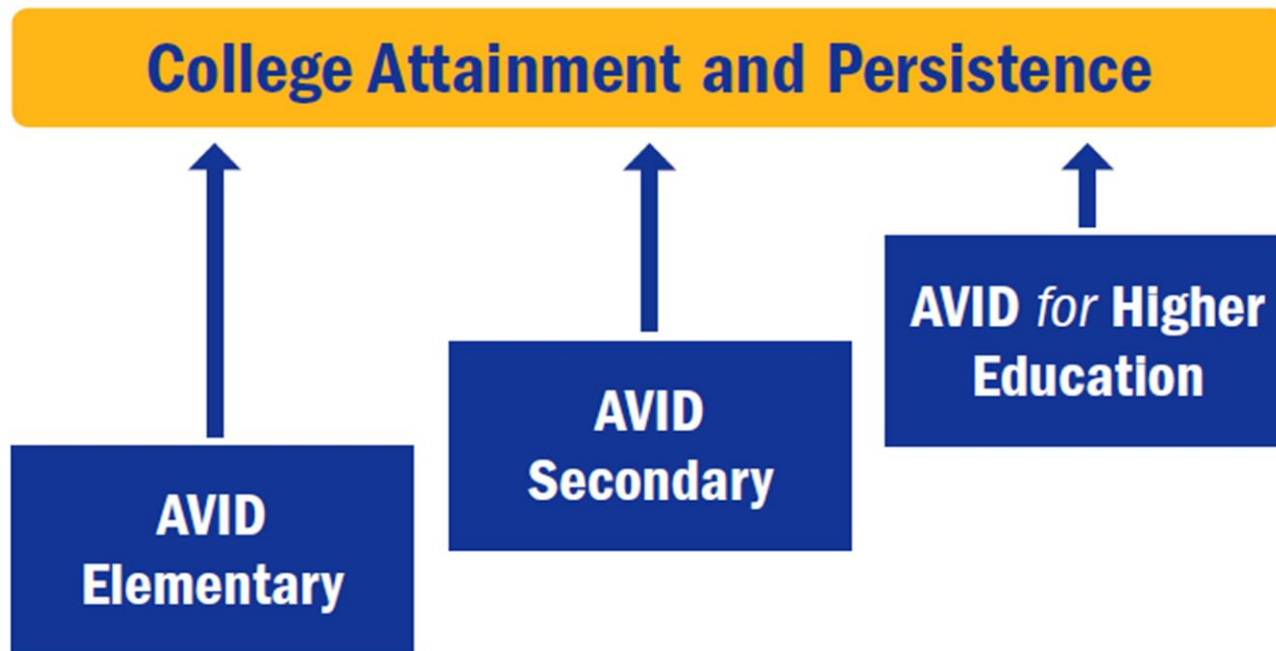
- Goal 1: Academic Excellent & Educational Equity

- 1.1 Educational Excellence: Advanced Placement & Dual Enrollment, Algebra by 8th Grade, SOL Pass Rate, VA on-time graduation rates, Achievement Gaps
- 1.2 Achievement Gaps: SOL Success, ACT Performance, Disproportionality, Talented & Gifted , Civic Engagement/ and Service



What is AVID?

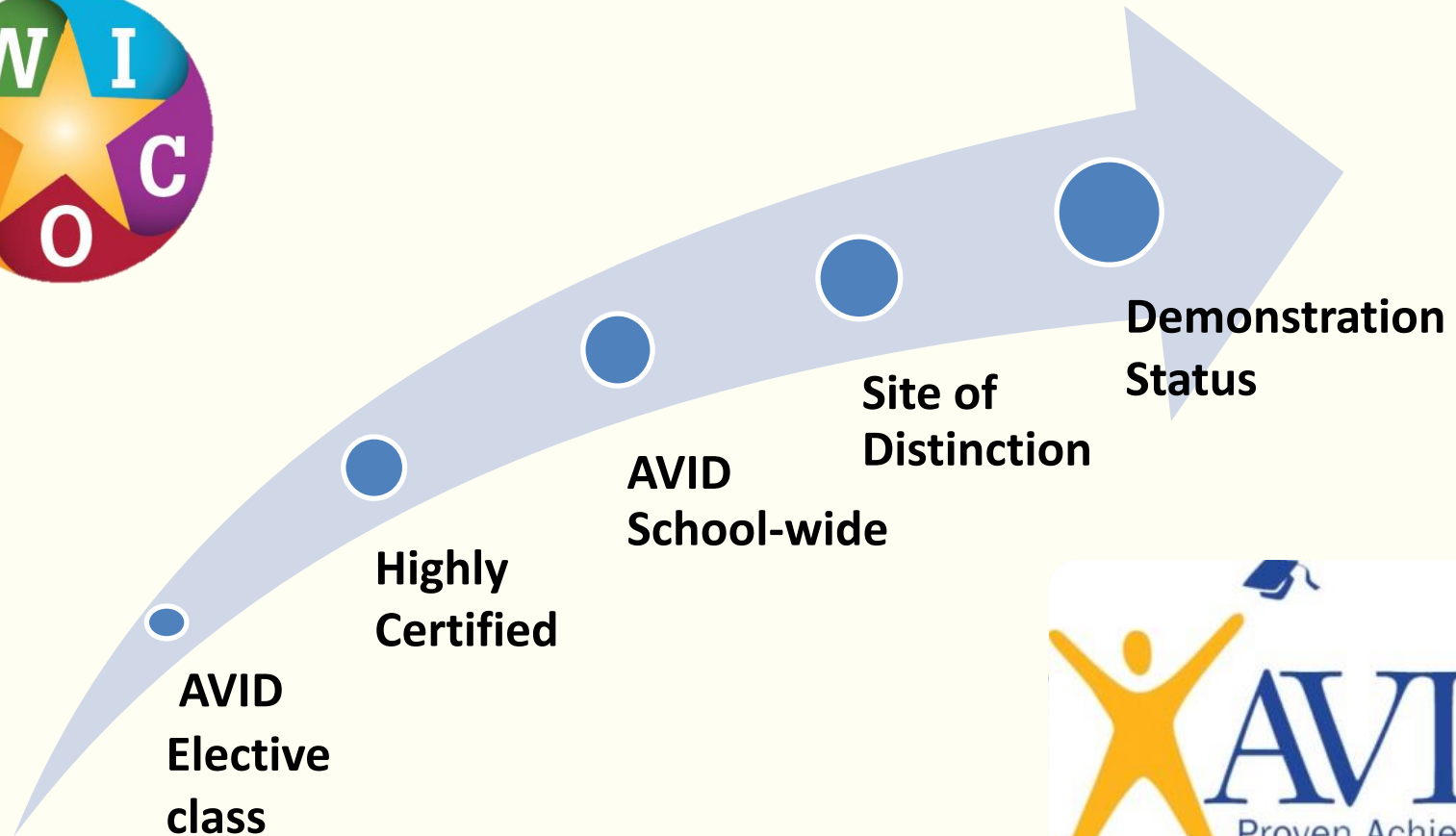
The AVID College Readiness System



AVID's mission is to close the achievement gap by preparing all students for college readiness and success in a global society.



AVID Secondary System



AVID Elective Criteria

Meets *one or more* of the following criteria:

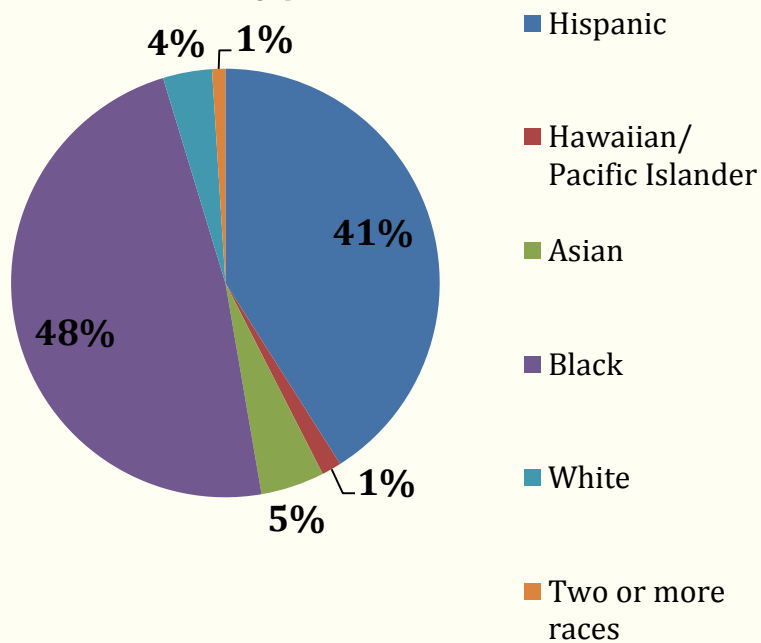
- First to attend college
- Historically underserved in four-year colleges
- Free/Reduced Lunch
- Special circumstances

Has academic potential:

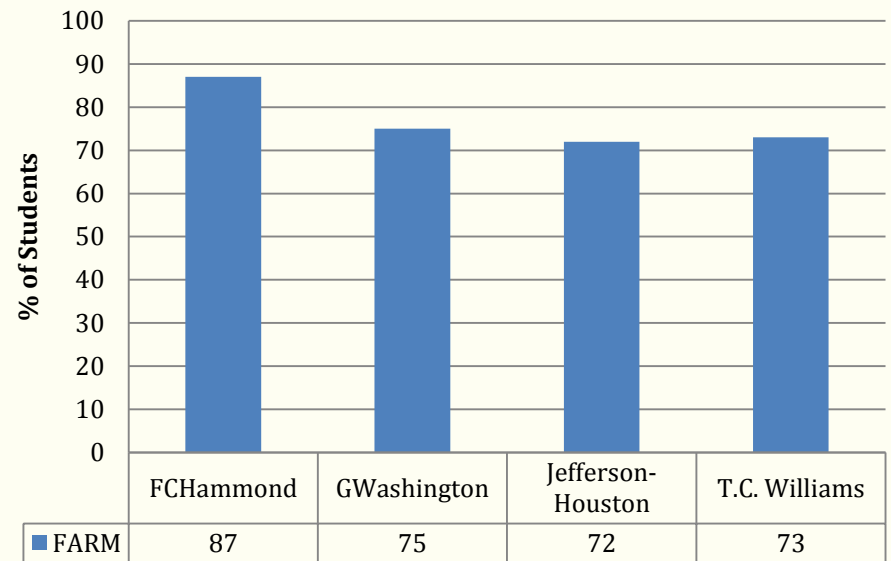
- Average to high test scores
- 2.0-3.5 GPA
- College potential with support
- Desire and determination

ACPS AVID Elective Enrollment

Ethnicity/Race




Free and Reduced Lunch



Source: AVID Center General Data Collection; ACPS Power School, November 2015

AVID School-wide

- A strong AVID system transforms the **Instruction, Systems, Leadership, and Culture** of a school, ensuring college readiness for all AVID Elective students and improved academic performance for all students based on increased opportunities.



ACPS AVID Goals

Goal #1: Increase recruitment and retention of the AVID elective student at each site:

- Short term: Retain current total and increase 5% at each site
- Long term: Increase AVID Elective to 10% of total school population

	2012-2013	2013-2014	2014-2015	2015-2016	Goal Increase Total
FCH	77	80	95	102	108
GW	71	94	130	111	117
JH	NA	NA	NA	12*	40*
TCW	143	167	227	235	247
Total	291	341	452	460	512

Source: ACPS Power School, February, 2016

ACPS AVID Goals

Goal #2: Increase overall AVID Elective student GPA at each school site.

- Short term: Retain current average GPA and increase .3 yearly; reduce the number of students on probation each quarter at each site.
- Long term: Meet average GPA of 3.2 or higher within next 2 years.

	2011-2012	2012-2013	2013-2014	2014-2015	2015-2016
FCH	NA	NA	NA	NA	*
GW	NA	NA	NA	NA	*
JH	NA	NA	NA	NA	*
TCW 9-12	2.43	2.58	2.81	2.91	*
TCW 12	NA*	2.9	3.0	2.8	3.1 (preliminary)

Source: ACPS Power School, February, 2016

*Data available 6/16

ACPS AVID Goals

Goal #3: Increase average number of Honors/Advanced Placement/Dual Enrollment courses enrolled at each school.

- Short term: Support current student success for those enrolled through Socratic tutorial process; provide AVID Summer AP boot camp for first-timers.
- Long term: Increase H/DE & AP enrollment to include on average two per student per year; train additional content teachers from each discipline

	12-13	13-14	14-15	15-16
FCH	96%	80%	88%	85%
GW	79%	100%	93%	75%
JH	NA	NA	NA	93%
TC9 (H)	NA	NA	NA	83%
TC10 (DE/AP)	17%	41%	39%	18%
TC11 (DE/AP)	36%	26%	53%	85%
TC 12 (DE/AP)	82%	86%	44%	90%

Source: ACPS Power School, February, 2016

ACPS AVID Goals

Goal #4: Increase Senior college entrance requirement completion.

- Short term: Maintain 100% completion of FAFSA, Scholarship Fund of Alexandria Scholarship (SFA), ACT or SAT, 2 or 4 year college acceptance, and persistence rate.
- Long Term: Maintain 100% completion of the above; access and partner with Scholarship Fund of Alexandria, College and Career Center, and T.C. Williams Counseling team to support family workshops.

	12-13	13-14	14-15	15-16
OT Graduation	100%	100%	100%	NA
FAFSA Completion	100%	100%	100%	98%
2 or 4 Acceptance	100%	100%	100%	100%
SFA Application	100%	100%	100%	93%
SAT/ACT Participation	100%	100%	100%	98%
SFA Scholarship Attain.	\$15000	\$30,000	\$40,000	\$51,000

Source(s): AVID Center Senior Data Report; Scholarship Fund of Alexandria Office, April 2016


Celebrations



Strong AVID
Elective
Implementation=
Highly Certified



Retention &
Recruitment=
70%-80%



AVID School-wide
and Elementary
Expansion



College
Acceptance and
Persistence-80%



Questions and Discussion

