

Date: September 27, 2017

For ACTION _____

For INFORMATION X

Board Agenda: Yes _____
No X

FROM: Clinton Page, Ed.S., Chief Accountability Officer
Tina Constantine, Evaluation & Assessment Analyst

THROUGH: Lois Berlin, Ed.D., Interim Superintendent of Schools

TO: The Honorable Ramee A. Gentry, Chair, and Members of the Alexandria City School Board

TOPIC: 2017 Virginia On-Time Graduation and Dropout Rates

BACKGROUND:

Starting with the graduating class of 2008 the state of Virginia began calculating “On-Time” graduation and dropout rates. The “on-time” rates, reported annually, are the official state recognized graduation and dropout statistics. The Virginia On-Time Graduation Rate takes into consideration student mobility, changes in student enrollment, and the needs of special education and English learners (EL) students. An “on-time” graduate for 2017 is a student who entered ninth grade for the first time during the 2013-14 school year and, in four years or less, earned one of the Virginia Board of Education recognized diplomas: Advanced Studies, Standard, Modified Standard, Applied Studies, and General Achievement diplomas.

Attached, please find four figures capturing the Virginia On-Time Graduation data for 2017 released September 27, 2017 by the state. Figure 1 and 2 relate to the graduation rates reported for all students and by subgroups both historically (see Figure 1) and compared to the state for 2017 (see Figure 2). Figures 3 and 4 display the dropout rates reported for all students and by subgroups both historically (see Figure 3) and compared to the state for 2017 (see Figure 4).

RECOMMENDATION:

The Superintendent recommends reviewing the 2017 Virginia On-Time Graduation and Dropout figures for possible planning, procedural, programmatic, and/or budgetary changes.

IMPACT:

Alexandria City Public Schools saw an increase of one percentage point in the On-Time Graduation Rate for all students compared to the previous year. Increases were also seen across all subgroups with the largest increase occurring in the areas of EL students (+6 percentage points), Black students (+3 percentage points), and Students with Disabilities (+3 percentage points). When compared to the state, Alexandria had a lower (-8 percentage points) On-Time Graduation Rate for all students in 2017. Students with

Disabilities in ACPS outperformed their state counterparts (+3 percentage points). ACPS matched the state in On-Time Graduation Rates for Black students, white students, and English Learners. Hispanic and Economically Disadvantaged students in ACPS were outperformed by their state counterparts.

The dropout rate for all students increased by one percentage point to 12%. Dropout rates for white students and English Learners decreased compared to the previous year. The dropout rates among black students and Students with Disabilities remained constant while the rate for Economically Disadvantaged students slightly increased. When compared to the state, ACPS had a higher (+6 percentage points) dropout rate across all students; however, ACPS saw lower dropout rates among Students with Disabilities and EL students compared to their state counterparts. Within ACPS and across the state the dropout rates for Hispanic students and EL students remained the highest across all subgroups in 2017.

CONTACT PERSON: Clinton Page

**Comparison of ACPS Four Year Cohort On-Time Graduation Rates for 2010 - 2017
by Subgroups**
Alexandria City Public Schools

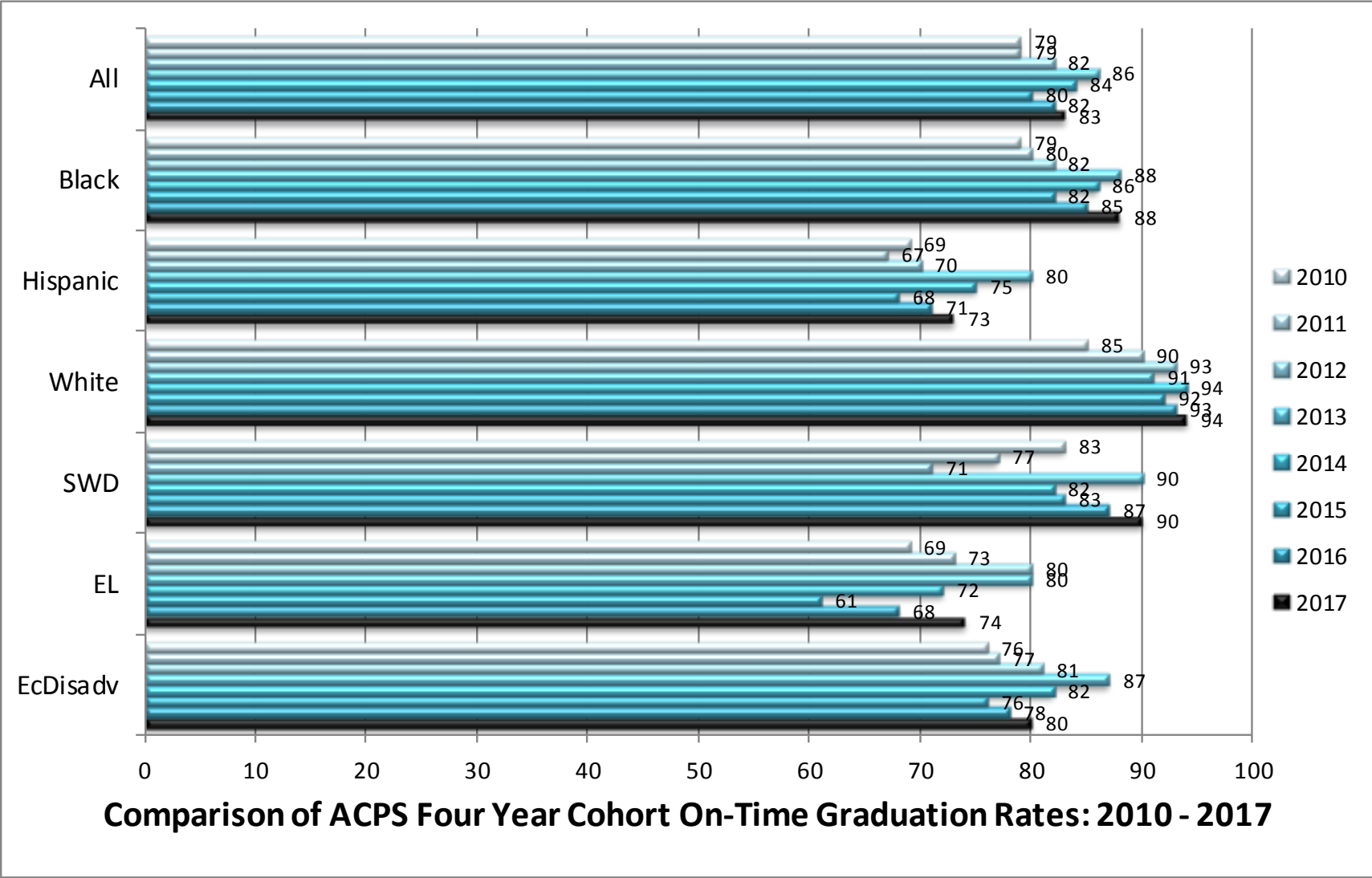


Figure 1

**Comparison of ACPS Four Year Cohort On-Time Graduation Rates to VA
by Subgroups for the Class of 2017**
Alexandria City Public Schools

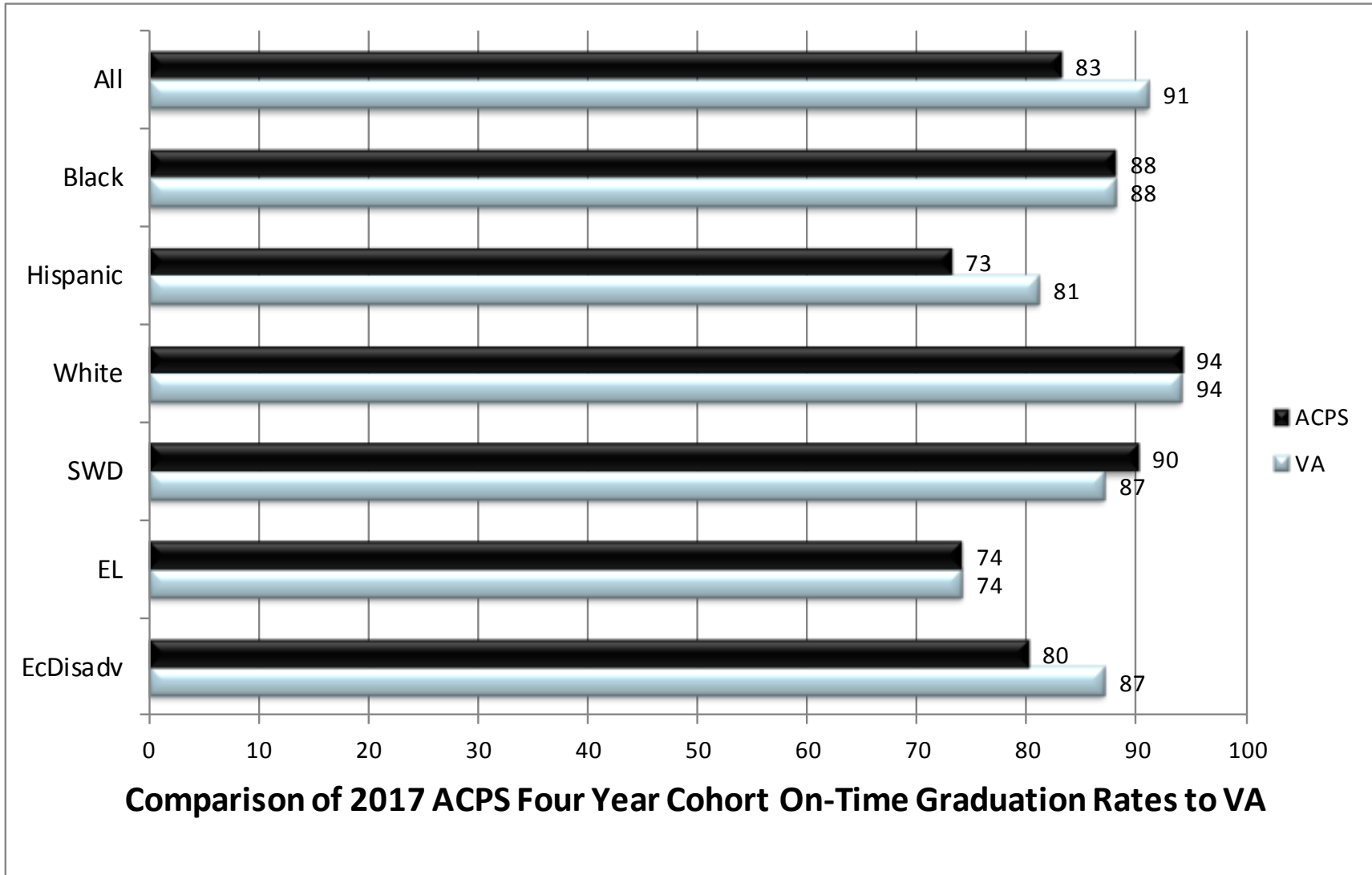


Figure 2

**Comparison of ACPS Four Year Cohort Dropout Rates for 2010 - 2017
by Subgroups**
Alexandria City Public Schools

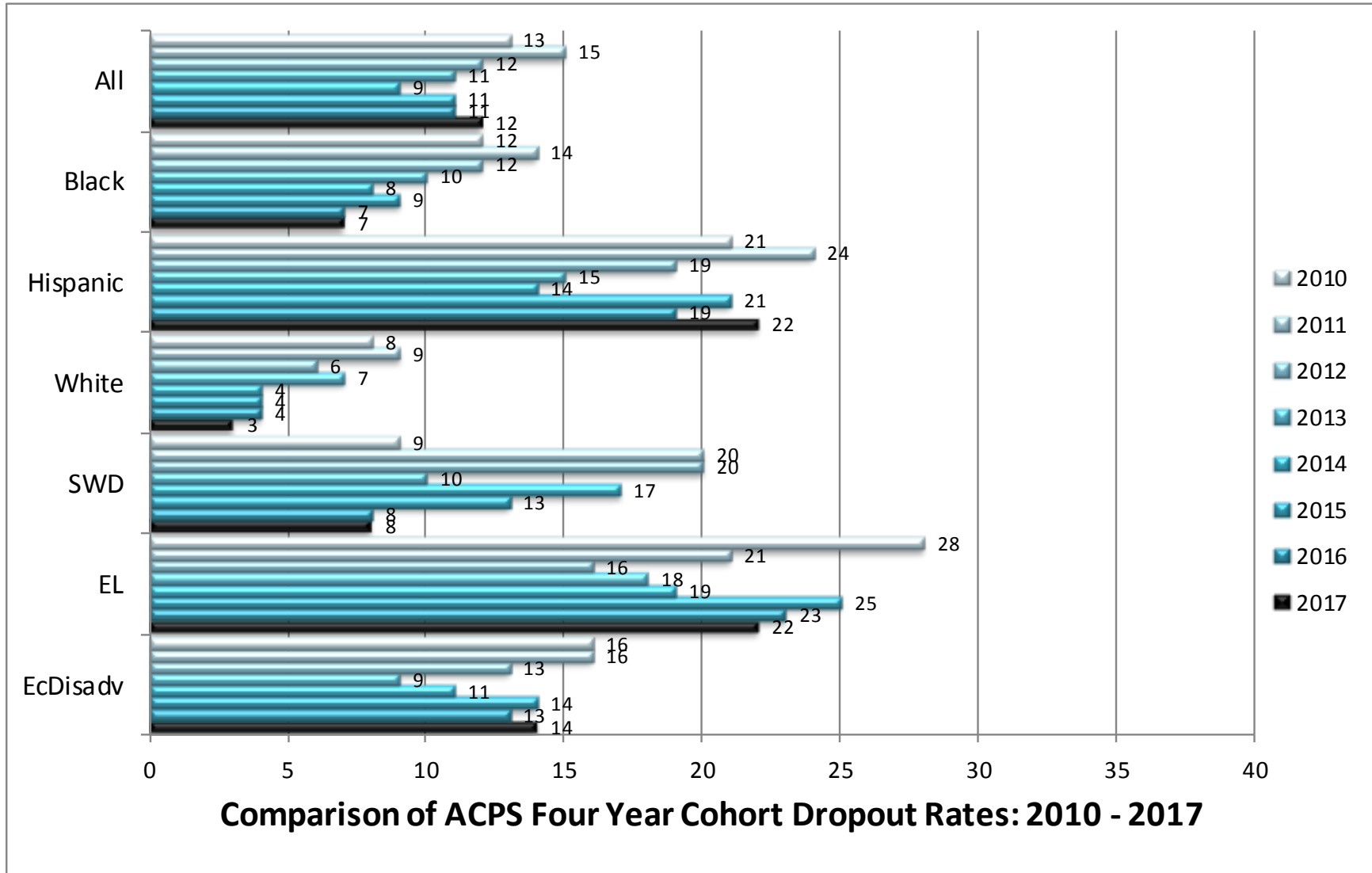


Figure 3

Comparison of ACPS Four Year Cohort Dropout Rates to VA by Subgroups for the Class of 2017

Alexandria City Public Schools

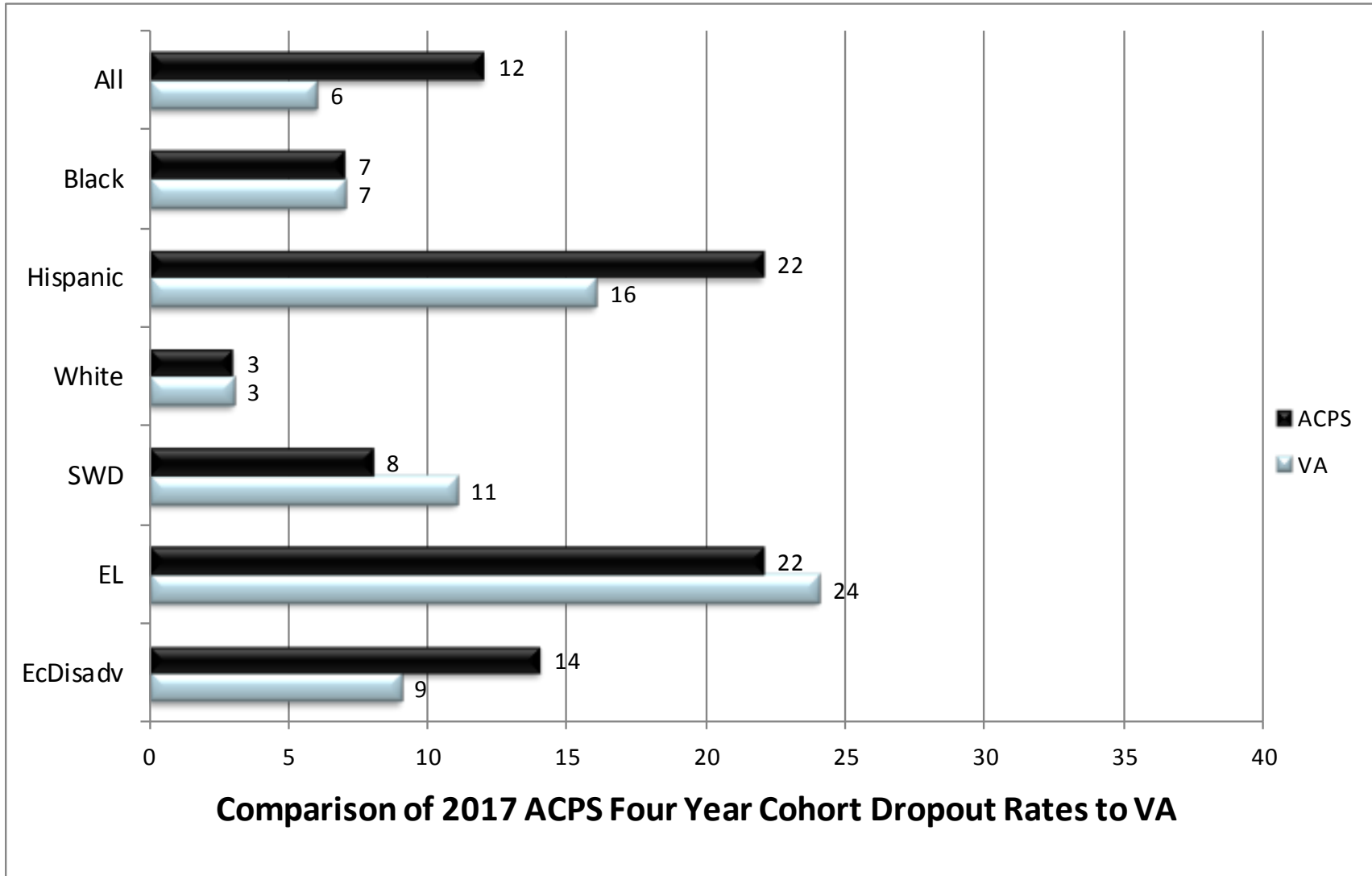


Figure 4