

# School Summary Comparison Results TELL ACPS 2016

JOHN ADAMS ES (TELL ACPS 2016) 74.53% responded

JOHN ADAMS ES (TELL ACPS 2014) 82.47% responded

% Agree	
JOHN ADAMS ES TELL ACPS 2016	JOHN ADAMS ES TELL ACPS 2014

## Time

Q2.1 Please rate how strongly you agree or disagree with the following statements about the use of time in your school.

a. Class sizes are reasonable such that teachers have the time available to meet the needs of all students.	57.1%	59.5%
b. Teachers have time available to collaborate with colleagues.	29.9%	35.5%
c. Teachers are allowed to focus on educating students with minimal interruptions.	34.7%	30.3%
d. The non-instructional time provided for teachers in my school is sufficient.	20.8%	23.7%
e. Efforts are made to minimize the amount of routine paperwork teachers are required to do.	31.6%	25.0%
f. Teachers have sufficient instructional time to meet the needs of all students.	40.0%	38.7%
g. Teachers are protected from duties that interfere with their essential role of educating students.	36.4%	40.3%

JOHN ADAMS ES (TELL ACPS 2016) 74.53% responded

JOHN ADAMS ES (TELL ACPS 2014) 82.47% responded

## % Agree

JOHN ADAMS ES  
TELL ACPS 2016

JOHN ADAMS ES  
TELL ACPS 2014

### Facilities and Resources

Q3.1 Please rate how strongly you agree or disagree with the following statements about your school facilities and resources.

a. Teachers have sufficient access to appropriate instructional materials.	61.3%	47.2%
b. Teachers have sufficient access to instructional technology, including computers, printers, software and internet access.	77.6%	70.5%
c. Teachers have access to reliable communication technology, including phones, faxes and email.	88.3%	89.7%
d. Teachers have sufficient access to office equipment and supplies such as copy machines, paper, pens, etc.	65.8%	38.5%
e. Teachers have sufficient access to a broad range of professional support personnel.	64.0%	74.3%
f. The school environment is clean and well maintained.	37.2%	59.5%
g. Teachers have adequate space to work productively.	55.8%	70.1%
h. The physical environment of classrooms in this school supports teaching and learning.	52.6%	75.3%

JOHN ADAMS ES (TELL ACPS 2016) 74.53% responded

JOHN ADAMS ES (TELL ACPS 2014) 82.47% responded

## % Agree

JOHN ADAMS ES  
TELL ACPS 2016

JOHN ADAMS ES  
TELL ACPS 2014

### Community Support and Involvement

Q4.1 Please rate how strongly you agree or disagree with the following statements about community support and involvement in your school.

a. Parents/guardians are influential decision makers in this school.	77.6%	64.7%
b. This school maintains clear, two-way communication with the community.	59.4%	73.8%
c. This school does a good job of encouraging parent/guardian involvement.	63.5%	73.0%
d. Teachers provide parents/guardians with useful information about student learning.	85.7%	85.1%
e. Parents/guardians support teachers, contributing to their success with students.	67.1%	69.1%
f. Community members support teachers, contributing to their success with students.	53.3%	59.0%
g. The community we serve is supportive of this school.	67.7%	80.0%
h. Parents/guardians know what is going on in this school.	56.9%	70.3%

JOHN ADAMS ES (TELL ACPS 2016) 74.53% responded

JOHN ADAMS ES (TELL ACPS 2014) 82.47% responded

## % Agree

JOHN ADAMS ES  
TELL ACPS 2016

JOHN ADAMS ES  
TELL ACPS 2014

### Managing Student Conduct

Q5.1 Please rate how strongly you agree or disagree with the following statements about managing student conduct in your school.

a. Students at this school understand expectations for their conduct.	59.0%	68.8%
b. Students at this school follow rules of conduct.	49.4%	51.3%
c. Policies and procedures about student conduct are clearly understood by the faculty.	55.8%	59.0%
d. School administrators consistently enforce rules for student conduct.	39.5%	46.1%
e. School administrators support teachers' efforts to maintain discipline in the classroom.	54.5%	49.3%
f. Teachers consistently enforce rules for student conduct.	69.3%	73.0%
g. The faculty work in a school environment that is safe.	62.0%	70.9%

JOHN ADAMS ES (TELL ACPS 2016) 74.53% responded

JOHN ADAMS ES (TELL ACPS 2014) 82.47% responded

## % Agree

JOHN ADAMS ES  
TELL ACPS 2016

JOHN ADAMS ES  
TELL ACPS 2014

### Teacher Leadership

Q6.1 Please rate how strongly you agree or disagree with the following statements about teacher leadership in your school.

a. Teachers are recognized as educational experts.	51.3%	63.2%
b. Teachers are trusted to make sound professional decisions about instruction.	54.7%	60.3%
c. Teachers are relied upon to make decisions about educational issues.	49.3%	63.0%
d. Teachers are encouraged to participate in school leadership roles.	77.3%	81.9%
e. The faculty has an effective process for making group decisions to solve problems.	35.8%	42.9%
f. In this school we take steps to solve problems.	49.3%	60.3%
g. Teachers are effective leaders in this school.	60.0%	73.0%
Q6.5 Teachers have an appropriate level of influence on decision making in this school.	38.4%	30.4%

JOHN ADAMS ES (TELL ACPS 2016) 74.53% responded

JOHN ADAMS ES (TELL ACPS 2014) 82.47% responded

**% Agree**

JOHN ADAMS ES  
TELL ACPS 2016

JOHN ADAMS ES  
TELL ACPS 2014

## School Leadership

Q7.1 Please rate how strongly you agree or disagree with the following statements about school leadership in your school.

a. The faculty and leadership have a shared vision.	52.0%	69.9%
b. There is an atmosphere of trust and mutual respect in this school.	26.6%	41.9%
c. Teachers feel comfortable raising issues and concerns that are important to them.	39.7%	50.0%
d. The school leadership consistently supports teachers.	39.7%	52.1%
e. Teachers are held to high professional standards for delivering instruction.	62.3%	76.0%
f. The school leadership facilitates using data to improve student learning.	80.0%	93.5%
g. Teacher performance is assessed objectively.	45.9%	56.9%
h. Teachers receive feedback that can help them improve teaching.	54.1%	61.4%
i. The procedures for teacher evaluation are consistent.	50.7%	55.1%
j. The school improvement team provides effective leadership at this school.	45.6%	56.5%
k. The faculty are recognized for accomplishments.	67.5%	70.1%

Q7.3 The school leadership makes a sustained effort to address teacher concerns about:

a. Leadership issues	36.9%	41.9%
b. Facilities and resources	51.4%	54.4%
c. The use of time in my school	23.3%	41.4%
d. Professional development	47.3%	57.4%
e. Teacher leadership	53.5%	55.2%
f. Community support and involvement	54.1%	68.9%
g. Managing student conduct	44.4%	56.1%
h. Instructional practices and support	54.9%	66.2%
i. New teacher support	60.3%	45.3%

JOHN ADAMS ES (TELL ACPS 2016) 74.53% responded

JOHN ADAMS ES (TELL ACPS 2014) 82.47% responded

**% Agree**

JOHN ADAMS ES  
TELL ACPS 2016

JOHN ADAMS ES  
TELL ACPS 2014

## Professional Development

Q8.1 Please rate how strongly you agree or disagree with statements about professional development in your school.

	JOHN ADAMS ES TELL ACPS 2016	JOHN ADAMS ES TELL ACPS 2014
a. Sufficient resources are available for professional development in my school.	56.0%	61.1%
b. An appropriate amount of time is provided for professional development.	50.6%	52.6%
c. Professional development offerings are data driven.	50.0%	75.4%
d. Professional learning opportunities are aligned with the school's improvement plan.	65.6%	85.7%
e. Professional development is differentiated to meet the needs of individual teachers.	32.5%	36.8%
f. Professional development deepens teachers' content knowledge.	48.6%	56.5%
g. Teachers are encouraged to reflect on their own practice.	68.9%	82.2%
h. In this school, follow up is provided from professional development.	34.2%	34.3%
i. Professional development provides ongoing opportunities for teachers to work with colleagues to refine teaching practices.	46.1%	52.8%
j. Professional development is evaluated and results are communicated to teachers.	33.8%	33.8%
k. Professional development enhances teachers' ability to implement instructional strategies that meet diverse student learning needs.	58.7%	69.1%
l. Professional development enhances teachers' abilities to improve student learning.	60.5%	68.1%

JOHN ADAMS ES (TELL ACPS 2016) 74.53% responded

JOHN ADAMS ES (TELL ACPS 2014) 82.47% responded

**% Agree**

JOHN ADAMS ES  
TELL ACPS 2016

JOHN ADAMS ES  
TELL ACPS 2014

## Instructional Practices and Support

Q9.1 Please rate how strongly you agree or disagree with the following statements about instructional practices and support in your school.

	JOHN ADAMS ES TELL ACPS 2016	JOHN ADAMS ES TELL ACPS 2014
a. State assessment data are available in time to impact instructional practices.	54.7%	63.8%
b. Local assessment data are available in time to impact instructional practices.	78.8%	84.1%
c. Teachers use assessment data to inform their instruction.	82.9%	89.9%
d. Teachers work in professional learning communities or cluster groups to develop and align instructional practices.	67.1%	71.2%
e. Provided supports (i.e. instructional coaching, professional learning communities, etc.) translate to improvements in instructional practices by teachers.	55.9%	63.2%
f. Teachers are encouraged to try new things to improve instruction.	63.0%	87.7%
g. Teachers are assigned classes that maximize their likelihood of success with students.	45.3%	31.7%
h. Teachers have autonomy to make decisions about instructional delivery (i.e. pacing, materials and pedagogy).	49.3%	49.3%
i. Teachers believe almost every student has the potential to do well on assignments.	78.4%	80.0%
j. Teachers believe what is taught will make a difference in students' lives.	78.1%	80.0%
k. Teachers require students to work hard.	81.6%	86.3%
l. Teachers collaborate to achieve consistency on how student work is assessed.	63.0%	72.3%
m. Teachers know what students learn in each of their classes.	69.0%	66.1%
n. Teachers have knowledge of the content covered and instructional methods used by other teachers at this school.	62.5%	57.8%

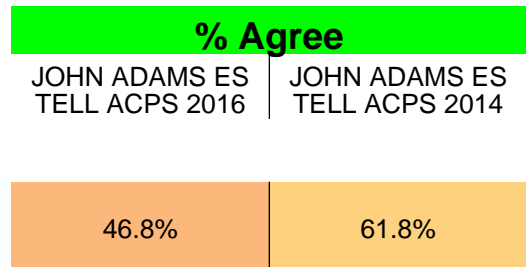


JOHN ADAMS ES (TELL ACPS 2016) 74.53% responded

JOHN ADAMS ES (TELL ACPS 2014) 82.47% responded

## Overall

Q10.6 Overall, my school is a good place to work and learn.



# School Summary Comparison Results TELL ACPS 2016

CHARLES BARRETT ES (TELL ACPS 2016) 82.61% responded

CHARLES BARRETT ES (TELL ACPS 2014) 69.57% responded

% Agree	
CHARLES BARRETT ES TELL ACPS 2016	CHARLES BARRETT ES TELL ACPS 2014

## Time

Q2.1 Please rate how strongly you agree or disagree with the following statements about the use of time in your school.

a. Class sizes are reasonable such that teachers have the time available to meet the needs of all students.	83.8%	71.9%
b. Teachers have time available to collaborate with colleagues.	86.5%	59.4%
c. Teachers are allowed to focus on educating students with minimal interruptions.	94.6%	65.6%
d. The non-instructional time provided for teachers in my school is sufficient.	77.1%	38.7%
e. Efforts are made to minimize the amount of routine paperwork teachers are required to do.	91.7%	71.0%
f. Teachers have sufficient instructional time to meet the needs of all students.	83.3%	62.5%
g. Teachers are protected from duties that interfere with their essential role of educating students.	88.9%	84.4%

CHARLES BARRETT ES (TELL ACPS 2016) 82.61% responded

CHARLES BARRETT ES (TELL ACPS 2014) 69.57% responded

% Agree	
CHARLES BARRETT ES TELL ACPS 2016	CHARLES BARRETT ES TELL ACPS 2014

## Facilities and Resources

Q3.1 Please rate how strongly you agree or disagree with the following statements about your school facilities and resources.

a. Teachers have sufficient access to appropriate instructional materials.	89.2%	67.7%
b. Teachers have sufficient access to instructional technology, including computers, printers, software and internet access.	89.5%	71.9%
c. Teachers have access to reliable communication technology, including phones, faxes and email.	100.0%	96.9%
d. Teachers have sufficient access to office equipment and supplies such as copy machines, paper, pens, etc.	84.2%	62.5%
e. Teachers have sufficient access to a broad range of professional support personnel.	97.3%	65.6%
f. The school environment is clean and well maintained.	97.4%	93.7%
g. Teachers have adequate space to work productively.	92.1%	65.6%
h. The physical environment of classrooms in this school supports teaching and learning.	92.1%	87.5%

CHARLES BARRETT ES (TELL ACPS 2016) 82.61% responded

CHARLES BARRETT ES (TELL ACPS 2014) 69.57% responded

% Agree	
CHARLES BARRETT ES TELL ACPS 2016	CHARLES BARRETT ES TELL ACPS 2014

## Community Support and Involvement

Q4.1 Please rate how strongly you agree or disagree with the following statements about community support and involvement in your school.

a. Parents/guardians are influential decision makers in this school.	94.4%	96.7%
b. This school maintains clear, two-way communication with the community.	100.0%	100.0%
c. This school does a good job of encouraging parent/guardian involvement.	100.0%	100.0%
d. Teachers provide parents/guardians with useful information about student learning.	100.0%	100.0%
e. Parents/guardians support teachers, contributing to their success with students.	100.0%	100.0%
f. Community members support teachers, contributing to their success with students.	97.3%	93.1%
g. The community we serve is supportive of this school.	100.0%	100.0%
h. Parents/guardians know what is going on in this school.	100.0%	100.0%

CHARLES BARRETT ES (TELL ACPS 2016) 82.61% responded

CHARLES BARRETT ES (TELL ACPS 2014) 69.57% responded

% Agree	
CHARLES BARRETT ES TELL ACPS 2016	CHARLES BARRETT ES TELL ACPS 2014

## Managing Student Conduct

Q5.1 Please rate how strongly you agree or disagree with the following statements about managing student conduct in your school.

a. Students at this school understand expectations for their conduct.	100.0%	100.0%
b. Students at this school follow rules of conduct.	100.0%	100.0%
c. Policies and procedures about student conduct are clearly understood by the faculty.	100.0%	96.6%
d. School administrators consistently enforce rules for student conduct.	97.4%	96.7%
e. School administrators support teachers' efforts to maintain discipline in the classroom.	100.0%	93.3%
f. Teachers consistently enforce rules for student conduct.	100.0%	100.0%
g. The faculty work in a school environment that is safe.	100.0%	96.7%

CHARLES BARRETT ES (TELL ACPS 2016) 82.61% responded

CHARLES BARRETT ES (TELL ACPS 2014) 69.57% responded

% Agree	
CHARLES BARRETT ES TELL ACPS 2016	CHARLES BARRETT ES TELL ACPS 2014

## Teacher Leadership

Q6.1 Please rate how strongly you agree or disagree with the following statements about teacher leadership in your school.

a. Teachers are recognized as educational experts.	100.0%	93.5%
b. Teachers are trusted to make sound professional decisions about instruction.	100.0%	93.7%
c. Teachers are relied upon to make decisions about educational issues.	100.0%	93.5%
d. Teachers are encouraged to participate in school leadership roles.	100.0%	100.0%
e. The faculty has an effective process for making group decisions to solve problems.	100.0%	79.3%
f. In this school we take steps to solve problems.	100.0%	90.6%
g. Teachers are effective leaders in this school.	100.0%	96.9%
Q6.5 Teachers have an appropriate level of influence on decision making in this school.	92.1%	89.3%

CHARLES BARRETT ES (TELL ACPS 2016) 82.61% responded

CHARLES BARRETT ES (TELL ACPS 2014) 69.57% responded

% Agree	
CHARLES BARRETT ES TELL ACPS 2016	CHARLES BARRETT ES TELL ACPS 2014

## School Leadership

Q7.1 Please rate how strongly you agree or disagree with the following statements about school leadership in your school.

a. The faculty and leadership have a shared vision.	100.0%	100.0%
b. There is an atmosphere of trust and mutual respect in this school.	100.0%	87.5%
c. Teachers feel comfortable raising issues and concerns that are important to them.	97.4%	90.3%
d. The school leadership consistently supports teachers.	97.4%	96.8%
e. Teachers are held to high professional standards for delivering instruction.	100.0%	100.0%
f. The school leadership facilitates using data to improve student learning.	100.0%	100.0%
g. Teacher performance is assessed objectively.	100.0%	93.5%
h. Teachers receive feedback that can help them improve teaching.	100.0%	93.5%
i. The procedures for teacher evaluation are consistent.	97.2%	93.1%
j. The school improvement team provides effective leadership at this school.	100.0%	96.6%
k. The faculty are recognized for accomplishments.	94.6%	93.7%

Q7.3 The school leadership makes a sustained effort to address teacher concerns about:

a. Leadership issues	100.0%	96.2%
b. Facilities and resources	97.3%	89.7%
c. The use of time in my school	97.4%	89.7%
d. Professional development	97.4%	80.6%
e. Teacher leadership	97.3%	96.2%
f. Community support and involvement	100.0%	100.0%
g. Managing student conduct	97.4%	96.8%
h. Instructional practices and support	100.0%	100.0%
i. New teacher support	97.3%	88.0%

CHARLES BARRETT ES (TELL ACPS 2016) 82.61% responded

CHARLES BARRETT ES (TELL ACPS 2014) 69.57% responded

% Agree	
CHARLES BARRETT ES TELL ACPS 2016	CHARLES BARRETT ES TELL ACPS 2014

## Professional Development

Q8.1 Please rate how strongly you agree or disagree with statements about professional development in your school.

a. Sufficient resources are available for professional development in my school.	97.4%	93.5%
b. An appropriate amount of time is provided for professional development.	94.7%	87.5%
c. Professional development offerings are data driven.	100.0%	96.8%
d. Professional learning opportunities are aligned with the school's improvement plan.	100.0%	100.0%
e. Professional development is differentiated to meet the needs of individual teachers.	97.4%	50.0%
f. Professional development deepens teachers' content knowledge.	100.0%	78.1%
g. Teachers are encouraged to reflect on their own practice.	100.0%	100.0%
h. In this school, follow up is provided from professional development.	94.7%	93.1%
i. Professional development provides ongoing opportunities for teachers to work with colleagues to refine teaching practices.	97.3%	83.3%
j. Professional development is evaluated and results are communicated to teachers.	94.7%	63.0%
k. Professional development enhances teachers' ability to implement instructional strategies that meet diverse student learning needs.	100.0%	96.8%
l. Professional development enhances teachers' abilities to improve student learning.	100.0%	93.5%



CHARLES BARRETT ES (TELL ACPS 2016) 82.61% responded

CHARLES BARRETT ES (TELL ACPS 2014) 69.57% responded

% Agree	
CHARLES BARRETT ES TELL ACPS 2016	CHARLES BARRETT ES TELL ACPS 2014

## Instructional Practices and Support

Q9.1 Please rate how strongly you agree or disagree with the following statements about instructional practices and support in your school.

a. State assessment data are available in time to impact instructional practices.	82.8%	65.5%
b. Local assessment data are available in time to impact instructional practices.	96.7%	85.7%
c. Teachers use assessment data to inform their instruction.	100.0%	100.0%
d. Teachers work in professional learning communities or cluster groups to develop and align instructional practices.	88.6%	72.4%
e. Provided supports (i.e. instructional coaching, professional learning communities, etc.) translate to improvements in instructional practices by teachers.	91.7%	72.4%
f. Teachers are encouraged to try new things to improve instruction.	100.0%	100.0%
g. Teachers are assigned classes that maximize their likelihood of success with students.	81.8%	76.9%
h. Teachers have autonomy to make decisions about instructional delivery (i.e. pacing, materials and pedagogy).	97.1%	79.3%
i. Teachers believe almost every student has the potential to do well on assignments.	100.0%	96.9%
j. Teachers believe what is taught will make a difference in students' lives.	100.0%	100.0%
k. Teachers require students to work hard.	100.0%	100.0%
l. Teachers collaborate to achieve consistency on how student work is assessed.	94.6%	82.8%
m. Teachers know what students learn in each of their classes.	91.7%	80.0%
n. Teachers have knowledge of the content covered and instructional methods used by other teachers at this school.	85.7%	80.0%

CHARLES BARRETT ES (TELL ACPS 2016) 82.61% responded

CHARLES BARRETT ES (TELL ACPS 2014) 69.57% responded

## % Agree

CHARLES  
BARRETT ES  
TELL ACPS 2016

CHARLES  
BARRETT ES  
TELL ACPS 2014

### Overall

Q10.6 Overall, my school is a good place to work and learn.

97.4%

100.0%

# School Summary Comparison Results TELL ACPS 2016

PATRICK HENRY ES (TELL ACPS 2016) 55.00% responded

PATRICK HENRY ES (TELL ACPS 2014) 54.69% responded

% Agree	
PATRICK HENRY ES TELL ACPS 2016	PATRICK HENRY ES TELL ACPS 2014

## Time

Q2.1 Please rate how strongly you agree or disagree with the following statements about the use of time in your school.

a. Class sizes are reasonable such that teachers have the time available to meet the needs of all students.	77.4%	91.4%
b. Teachers have time available to collaborate with colleagues.	71.9%	69.7%
c. Teachers are allowed to focus on educating students with minimal interruptions.	68.7%	45.7%
d. The non-instructional time provided for teachers in my school is sufficient.	58.1%	40.0%
e. Efforts are made to minimize the amount of routine paperwork teachers are required to do.	68.7%	21.9%
f. Teachers have sufficient instructional time to meet the needs of all students.	71.0%	65.6%
g. Teachers are protected from duties that interfere with their essential role of educating students.	71.0%	51.5%

PATRICK HENRY ES (TELL ACPS 2016) 55.00% responded

PATRICK HENRY ES (TELL ACPS 2014) 54.69% responded

% Agree	
PATRICK HENRY ES TELL ACPS 2016	PATRICK HENRY ES TELL ACPS 2014

## Facilities and Resources

Q3.1 Please rate how strongly you agree or disagree with the following statements about your school facilities and resources.

a. Teachers have sufficient access to appropriate instructional materials.	68.7%	44.1%
b. Teachers have sufficient access to instructional technology, including computers, printers, software and internet access.	80.6%	71.4%
c. Teachers have access to reliable communication technology, including phones, faxes and email.	93.5%	85.7%
d. Teachers have sufficient access to office equipment and supplies such as copy machines, paper, pens, etc.	53.1%	47.1%
e. Teachers have sufficient access to a broad range of professional support personnel.	82.8%	76.5%
f. The school environment is clean and well maintained.	39.4%	77.1%
g. Teachers have adequate space to work productively.	71.0%	74.3%
h. The physical environment of classrooms in this school supports teaching and learning.	81.2%	64.7%

PATRICK HENRY ES (TELL ACPS 2016) 55.00% responded

PATRICK HENRY ES (TELL ACPS 2014) 54.69% responded

% Agree	
PATRICK HENRY ES TELL ACPS 2016	PATRICK HENRY ES TELL ACPS 2014

## Community Support and Involvement

Q4.1 Please rate how strongly you agree or disagree with the following statements about community support and involvement in your school.

a. Parents/guardians are influential decision makers in this school.	60.7%	30.3%
b. This school maintains clear, two-way communication with the community.	93.7%	65.6%
c. This school does a good job of encouraging parent/guardian involvement.	87.5%	76.5%
d. Teachers provide parents/guardians with useful information about student learning.	96.6%	93.5%
e. Parents/guardians support teachers, contributing to their success with students.	53.3%	61.3%
f. Community members support teachers, contributing to their success with students.	67.7%	50.0%
g. The community we serve is supportive of this school.	64.3%	61.5%
h. Parents/guardians know what is going on in this school.	71.4%	66.7%

PATRICK HENRY ES (TELL ACPS 2016) 55.00% responded

PATRICK HENRY ES (TELL ACPS 2014) 54.69% responded

% Agree	
PATRICK HENRY ES TELL ACPS 2016	PATRICK HENRY ES TELL ACPS 2014

## Managing Student Conduct

Q5.1 Please rate how strongly you agree or disagree with the following statements about managing student conduct in your school.

a. Students at this school understand expectations for their conduct.	90.9%	91.2%
b. Students at this school follow rules of conduct.	78.8%	68.6%
c. Policies and procedures about student conduct are clearly understood by the faculty.	90.9%	76.5%
d. School administrators consistently enforce rules for student conduct.	81.8%	80.0%
e. School administrators support teachers' efforts to maintain discipline in the classroom.	81.2%	72.7%
f. Teachers consistently enforce rules for student conduct.	84.4%	85.7%
g. The faculty work in a school environment that is safe.	90.9%	80.0%

PATRICK HENRY ES (TELL ACPS 2016) 55.00% responded

PATRICK HENRY ES (TELL ACPS 2014) 54.69% responded

% Agree	
PATRICK HENRY ES TELL ACPS 2016	PATRICK HENRY ES TELL ACPS 2014

## Teacher Leadership

Q6.1 Please rate how strongly you agree or disagree with the following statements about teacher leadership in your school.

a. Teachers are recognized as educational experts.	75.8%	58.8%
b. Teachers are trusted to make sound professional decisions about instruction.	72.7%	52.9%
c. Teachers are relied upon to make decisions about educational issues.	78.8%	50.0%
d. Teachers are encouraged to participate in school leadership roles.	75.8%	93.7%
e. The faculty has an effective process for making group decisions to solve problems.	67.7%	55.9%
f. In this school we take steps to solve problems.	71.0%	66.7%
g. Teachers are effective leaders in this school.	72.7%	68.7%
Q6.5 Teachers have an appropriate level of influence on decision making in this school.	60.6%	36.4%

PATRICK HENRY ES (TELL ACPS 2016) 55.00% responded

PATRICK HENRY ES (TELL ACPS 2014) 54.69% responded

% Agree	
PATRICK HENRY ES TELL ACPS 2016	PATRICK HENRY ES TELL ACPS 2014

## School Leadership

Q7.1 Please rate how strongly you agree or disagree with the following statements about school leadership in your school.

a. The faculty and leadership have a shared vision.	75.0%	82.4%
b. There is an atmosphere of trust and mutual respect in this school.	63.6%	51.4%
c. Teachers feel comfortable raising issues and concerns that are important to them.	61.3%	37.1%
d. The school leadership consistently supports teachers.	68.7%	60.0%
e. Teachers are held to high professional standards for delivering instruction.	96.9%	97.1%
f. The school leadership facilitates using data to improve student learning.	100.0%	100.0%
g. Teacher performance is assessed objectively.	89.7%	87.1%
h. Teachers receive feedback that can help them improve teaching.	76.7%	82.4%
i. The procedures for teacher evaluation are consistent.	89.3%	80.6%
j. The school improvement team provides effective leadership at this school.	72.7%	69.0%
k. The faculty are recognized for accomplishments.	84.8%	74.3%

Q7.3 The school leadership makes a sustained effort to address teacher concerns about:

a. Leadership issues	69.2%	60.0%
b. Facilities and resources	80.0%	59.4%
c. The use of time in my school	66.7%	45.7%
d. Professional development	79.3%	70.6%
e. Teacher leadership	75.9%	75.0%
f. Community support and involvement	84.4%	79.3%
g. Managing student conduct	80.6%	74.3%
h. Instructional practices and support	89.7%	79.4%
i. New teacher support	65.5%	64.7%



PATRICK HENRY ES (TELL ACPS 2016) 55.00% responded

PATRICK HENRY ES (TELL ACPS 2014) 54.69% responded

% Agree	
PATRICK HENRY ES TELL ACPS 2016	PATRICK HENRY ES TELL ACPS 2014

## Professional Development

Q8.1 Please rate how strongly you agree or disagree with statements about professional development in your school.

a. Sufficient resources are available for professional development in my school.	72.7%	69.7%
b. An appropriate amount of time is provided for professional development.	68.7%	64.7%
c. Professional development offerings are data driven.	86.2%	67.7%
d. Professional learning opportunities are aligned with the school's improvement plan.	88.0%	92.9%
e. Professional development is differentiated to meet the needs of individual teachers.	69.0%	38.7%
f. Professional development deepens teachers' content knowledge.	71.0%	61.8%
g. Teachers are encouraged to reflect on their own practice.	90.3%	85.3%
h. In this school, follow up is provided from professional development.	66.7%	46.9%
i. Professional development provides ongoing opportunities for teachers to work with colleagues to refine teaching practices.	66.7%	63.6%
j. Professional development is evaluated and results are communicated to teachers.	51.7%	41.9%
k. Professional development enhances teachers' ability to implement instructional strategies that meet diverse student learning needs.	74.2%	76.5%
l. Professional development enhances teachers' abilities to improve student learning.	75.0%	79.4%

PATRICK HENRY ES (TELL ACPS 2016) 55.00% responded

PATRICK HENRY ES (TELL ACPS 2014) 54.69% responded

% Agree	
PATRICK HENRY ES TELL ACPS 2016	PATRICK HENRY ES TELL ACPS 2014

## Instructional Practices and Support

Q9.1 Please rate how strongly you agree or disagree with the following statements about instructional practices and support in your school.

a. State assessment data are available in time to impact instructional practices.	88.9%	72.4%
b. Local assessment data are available in time to impact instructional practices.	90.0%	93.5%
c. Teachers use assessment data to inform their instruction.	100.0%	100.0%
d. Teachers work in professional learning communities or cluster groups to develop and align instructional practices.	90.3%	81.8%
e. Provided supports (i.e. instructional coaching, professional learning communities, etc.) translate to improvements in instructional practices by teachers.	80.0%	58.1%
f. Teachers are encouraged to try new things to improve instruction.	70.0%	74.3%
g. Teachers are assigned classes that maximize their likelihood of success with students.	65.5%	44.1%
h. Teachers have autonomy to make decisions about instructional delivery (i.e. pacing, materials and pedagogy).	53.3%	33.3%
i. Teachers believe almost every student has the potential to do well on assignments.	96.8%	97.1%
j. Teachers believe what is taught will make a difference in students' lives.	93.3%	100.0%
k. Teachers require students to work hard.	96.9%	100.0%
l. Teachers collaborate to achieve consistency on how student work is assessed.	80.0%	81.2%
m. Teachers know what students learn in each of their classes.	83.3%	79.4%
n. Teachers have knowledge of the content covered and instructional methods used by other teachers at this school.	77.4%	67.7%

PATRICK HENRY ES (TELL ACPS 2016) 55.00% responded

PATRICK HENRY ES (TELL ACPS 2014) 54.69% responded

## % Agree

PATRICK HENRY  
ES  
TELL ACPS 2016

PATRICK HENRY  
ES  
TELL ACPS 2014

### Overall

Q10.6 Overall, my school is a good place to work and learn.

71.0%

78.8%

# School Summary Comparison Results TELL ACPS 2016

JEFFERSON-HOUSTON ES (TELL ACPS 2016) 61.40% responded

JEFFERSON-HOUSTON ES (TELL ACPS 2014) 58.93% responded

% Agree	
JEFFERSON-HOUSTON ES TELL ACPS 2016	JEFFERSON-HOUSTON ES TELL ACPS 2014

## Time

Q2.1 Please rate how strongly you agree or disagree with the following statements about the use of time in your school.

a. Class sizes are reasonable such that teachers have the time available to meet the needs of all students.	77.1%	96.8%
b. Teachers have time available to collaborate with colleagues.	37.1%	45.5%
c. Teachers are allowed to focus on educating students with minimal interruptions.	42.9%	50.0%
d. The non-instructional time provided for teachers in my school is sufficient.	42.9%	31.2%
e. Efforts are made to minimize the amount of routine paperwork teachers are required to do.	40.0%	12.5%
f. Teachers have sufficient instructional time to meet the needs of all students.	57.1%	69.7%
g. Teachers are protected from duties that interfere with their essential role of educating students.	51.4%	50.0%

JEFFERSON-HOUSTON ES (TELL ACPS 2016) 61.40% responded

JEFFERSON-HOUSTON ES (TELL ACPS 2014) 58.93% responded

% Agree	
JEFFERSON-HOUSTON ES TELL ACPS 2016	JEFFERSON-HOUSTON ES TELL ACPS 2014

## Facilities and Resources

Q3.1 Please rate how strongly you agree or disagree with the following statements about your school facilities and resources.

a. Teachers have sufficient access to appropriate instructional materials.	60.0%	64.5%
b. Teachers have sufficient access to instructional technology, including computers, printers, software and internet access.	78.8%	84.8%
c. Teachers have access to reliable communication technology, including phones, faxes and email.	97.1%	87.1%
d. Teachers have sufficient access to office equipment and supplies such as copy machines, paper, pens, etc.	57.1%	64.5%
e. Teachers have sufficient access to a broad range of professional support personnel.	77.1%	87.5%
f. The school environment is clean and well maintained.	94.3%	42.4%
g. Teachers have adequate space to work productively.	80.0%	63.6%
h. The physical environment of classrooms in this school supports teaching and learning.	77.1%	24.2%

JEFFERSON-HOUSTON ES (TELL ACPS 2016) 61.40% responded

JEFFERSON-HOUSTON ES (TELL ACPS 2014) 58.93% responded

% Agree	
JEFFERSON-HOUSTON ES TELL ACPS 2016	JEFFERSON-HOUSTON ES TELL ACPS 2014

## Community Support and Involvement

Q4.1 Please rate how strongly you agree or disagree with the following statements about community support and involvement in your school.

a. Parents/guardians are influential decision makers in this school.	60.0%	46.4%
b. This school maintains clear, two-way communication with the community.	76.5%	67.7%
c. This school does a good job of encouraging parent/guardian involvement.	73.5%	74.2%
d. Teachers provide parents/guardians with useful information about student learning.	97.1%	93.3%
e. Parents/guardians support teachers, contributing to their success with students.	69.7%	40.6%
f. Community members support teachers, contributing to their success with students.	71.4%	56.7%
g. The community we serve is supportive of this school.	57.6%	35.7%
h. Parents/guardians know what is going on in this school.	63.6%	60.0%

JEFFERSON-HOUSTON ES (TELL ACPS 2016) 61.40% responded

JEFFERSON-HOUSTON ES (TELL ACPS 2014) 58.93% responded

% Agree	
JEFFERSON-HOUSTON ES TELL ACPS 2016	JEFFERSON-HOUSTON ES TELL ACPS 2014

## Managing Student Conduct

Q5.1 Please rate how strongly you agree or disagree with the following statements about managing student conduct in your school.

a. Students at this school understand expectations for their conduct.	65.7%	62.5%
b. Students at this school follow rules of conduct.	40.0%	37.5%
c. Policies and procedures about student conduct are clearly understood by the faculty.	48.6%	65.6%
d. School administrators consistently enforce rules for student conduct.	34.3%	41.9%
e. School administrators support teachers' efforts to maintain discipline in the classroom.	64.7%	53.3%
f. Teachers consistently enforce rules for student conduct.	76.5%	84.4%
g. The faculty work in a school environment that is safe.	88.6%	71.0%

JEFFERSON-HOUSTON ES (TELL ACPS 2016) 61.40% responded

JEFFERSON-HOUSTON ES (TELL ACPS 2014) 58.93% responded

% Agree	
JEFFERSON-HOUSTON ES TELL ACPS 2016	JEFFERSON-HOUSTON ES TELL ACPS 2014

## Teacher Leadership

Q6.1 Please rate how strongly you agree or disagree with the following statements about teacher leadership in your school.

a. Teachers are recognized as educational experts.	64.7%	40.0%
b. Teachers are trusted to make sound professional decisions about instruction.	57.1%	40.0%
c. Teachers are relied upon to make decisions about educational issues.	50.0%	41.9%
d. Teachers are encouraged to participate in school leadership roles.	80.0%	54.8%
e. The faculty has an effective process for making group decisions to solve problems.	27.3%	30.8%
f. In this school we take steps to solve problems.	51.5%	58.1%
g. Teachers are effective leaders in this school.	59.4%	46.7%
Q6.5 Teachers have an appropriate level of influence on decision making in this school.	36.4%	26.7%



JEFFERSON-HOUSTON ES (TELL ACPS 2016) 61.40% responded

JEFFERSON-HOUSTON ES (TELL ACPS 2014) 58.93% responded

% Agree	
JEFFERSON-HOUSTON ES TELL ACPS 2016	JEFFERSON-HOUSTON ES TELL ACPS 2014

## School Leadership

Q7.1 Please rate how strongly you agree or disagree with the following statements about school leadership in your school.

a. The faculty and leadership have a shared vision.	66.7%	77.4%
b. There is an atmosphere of trust and mutual respect in this school.	42.9%	35.5%
c. Teachers feel comfortable raising issues and concerns that are important to them.	37.1%	37.5%
d. The school leadership consistently supports teachers.	51.5%	53.1%
e. Teachers are held to high professional standards for delivering instruction.	91.4%	81.2%
f. The school leadership facilitates using data to improve student learning.	88.2%	93.7%
g. Teacher performance is assessed objectively.	65.6%	56.2%
h. Teachers receive feedback that can help them improve teaching.	61.8%	63.6%
i. The procedures for teacher evaluation are consistent.	53.1%	58.1%
j. The school improvement team provides effective leadership at this school.	43.3%	48.1%
k. The faculty are recognized for accomplishments.	63.6%	70.0%

Q7.3 The school leadership makes a sustained effort to address teacher concerns about:

a. Leadership issues	43.7%	48.0%
b. Facilities and resources	77.1%	59.3%
c. The use of time in my school	79.4%	46.4%
d. Professional development	58.8%	44.4%
e. Teacher leadership	67.7%	47.8%
f. Community support and involvement	74.2%	68.0%
g. Managing student conduct	54.3%	46.4%
h. Instructional practices and support	71.4%	56.7%
i. New teacher support	50.0%	51.7%

JEFFERSON-HOUSTON ES (TELL ACPS 2016) 61.40% responded

JEFFERSON-HOUSTON ES (TELL ACPS 2014) 58.93% responded

% Agree	
JEFFERSON-HOUSTON ES TELL ACPS 2016	JEFFERSON-HOUSTON ES TELL ACPS 2014

## Professional Development

Q8.1 Please rate how strongly you agree or disagree with statements about professional development in your school.

a. Sufficient resources are available for professional development in my school.	58.8%	76.7%
b. An appropriate amount of time is provided for professional development.	65.7%	69.7%
c. Professional development offerings are data driven.	67.9%	76.7%
d. Professional learning opportunities are aligned with the school's improvement plan.	82.1%	92.0%
e. Professional development is differentiated to meet the needs of individual teachers.	40.6%	33.3%
f. Professional development deepens teachers' content knowledge.	55.9%	59.4%
g. Teachers are encouraged to reflect on their own practice.	74.3%	74.2%
h. In this school, follow up is provided from professional development.	45.2%	48.4%
i. Professional development provides ongoing opportunities for teachers to work with colleagues to refine teaching practices.	48.5%	50.0%
j. Professional development is evaluated and results are communicated to teachers.	37.5%	23.1%
k. Professional development enhances teachers' ability to implement instructional strategies that meet diverse student learning needs.	62.5%	67.7%
l. Professional development enhances teachers' abilities to improve student learning.	63.6%	71.0%

JEFFERSON-HOUSTON ES (TELL ACPS 2016) 61.40% responded

JEFFERSON-HOUSTON ES (TELL ACPS 2014) 58.93% responded

% Agree	
JEFFERSON-HOUSTON ES TELL ACPS 2016	JEFFERSON-HOUSTON ES TELL ACPS 2014

## Instructional Practices and Support

Q9.1 Please rate how strongly you agree or disagree with the following statements about instructional practices and support in your school.

a. State assessment data are available in time to impact instructional practices.	85.2%	75.0%
b. Local assessment data are available in time to impact instructional practices.	93.5%	92.3%
c. Teachers use assessment data to inform their instruction.	94.1%	93.1%
d. Teachers work in professional learning communities or cluster groups to develop and align instructional practices.	46.9%	60.7%
e. Provided supports (i.e. instructional coaching, professional learning communities, etc.) translate to improvements in instructional practices by teachers.	71.0%	76.7%
f. Teachers are encouraged to try new things to improve instruction.	80.6%	57.1%
g. Teachers are assigned classes that maximize their likelihood of success with students.	46.7%	62.5%
h. Teachers have autonomy to make decisions about instructional delivery (i.e. pacing, materials and pedagogy).	54.5%	41.9%
i. Teachers believe almost every student has the potential to do well on assignments.	87.9%	89.7%
j. Teachers believe what is taught will make a difference in students' lives.	88.2%	86.7%
k. Teachers require students to work hard.	88.2%	90.0%
l. Teachers collaborate to achieve consistency on how student work is assessed.	66.7%	53.6%
m. Teachers know what students learn in each of their classes.	83.9%	57.7%
n. Teachers have knowledge of the content covered and instructional methods used by other teachers at this school.	51.9%	53.8%

JEFFERSON-HOUSTON ES (TELL ACPS 2016) 61.40% responded

JEFFERSON-HOUSTON ES (TELL ACPS 2014) 58.93% responded

## % Agree

JEFFERSON-  
HOUSTON ES  
TELL ACPS 2016

JEFFERSON-  
HOUSTON ES  
TELL ACPS 2014

### Overall

Q10.6 Overall, my school is a good place to work and learn.

61.8%

54.8%

# School Summary Comparison Results TELL ACPS 2016

CORA KELLY ES (TELL ACPS 2016) 67.86% responded

CORA KELLY ES (TELL ACPS 2014) 64.29% responded

% Agree	
CORA KELLY ES TELL ACPS 2016	CORA KELLY ES TELL ACPS 2014

## Time

Q2.1 Please rate how strongly you agree or disagree with the following statements about the use of time in your school.

a. Class sizes are reasonable such that teachers have the time available to meet the needs of all students.	89.5%	83.3%
b. Teachers have time available to collaborate with colleagues.	80.0%	45.7%
c. Teachers are allowed to focus on educating students with minimal interruptions.	61.1%	50.0%
d. The non-instructional time provided for teachers in my school is sufficient.	50.0%	25.0%
e. Efforts are made to minimize the amount of routine paperwork teachers are required to do.	72.2%	35.5%
f. Teachers have sufficient instructional time to meet the needs of all students.	75.7%	63.9%
g. Teachers are protected from duties that interfere with their essential role of educating students.	75.0%	51.4%

CORA KELLY ES (TELL ACPS 2016) 67.86% responded

CORA KELLY ES (TELL ACPS 2014) 64.29% responded

## % Agree

CORA KELLY ES  
TELL ACPS 2016

CORA KELLY ES  
TELL ACPS 2014

### Facilities and Resources

Q3.1 Please rate how strongly you agree or disagree with the following statements about your school facilities and resources.

a. Teachers have sufficient access to appropriate instructional materials.	97.2%	65.7%
b. Teachers have sufficient access to instructional technology, including computers, printers, software and internet access.	84.2%	55.6%
c. Teachers have access to reliable communication technology, including phones, faxes and email.	92.1%	80.6%
d. Teachers have sufficient access to office equipment and supplies such as copy machines, paper, pens, etc.	89.5%	47.2%
e. Teachers have sufficient access to a broad range of professional support personnel.	84.2%	94.3%
f. The school environment is clean and well maintained.	73.7%	80.0%
g. Teachers have adequate space to work productively.	86.8%	91.4%
h. The physical environment of classrooms in this school supports teaching and learning.	78.4%	85.3%

CORA KELLY ES (TELL ACPS 2016) 67.86% responded

CORA KELLY ES (TELL ACPS 2014) 64.29% responded

## % Agree

CORA KELLY ES  
TELL ACPS 2016

CORA KELLY ES  
TELL ACPS 2014

### Community Support and Involvement

Q4.1 Please rate how strongly you agree or disagree with the following statements about community support and involvement in your school.

a. Parents/guardians are influential decision makers in this school.	33.3%	16.1%
b. This school maintains clear, two-way communication with the community.	62.9%	54.8%
c. This school does a good job of encouraging parent/guardian involvement.	70.6%	53.1%
d. Teachers provide parents/guardians with useful information about student learning.	94.4%	97.0%
e. Parents/guardians support teachers, contributing to their success with students.	75.0%	54.5%
f. Community members support teachers, contributing to their success with students.	69.7%	54.8%
g. The community we serve is supportive of this school.	73.5%	70.0%
h. Parents/guardians know what is going on in this school.	67.6%	69.7%

CORA KELLY ES (TELL ACPS 2016) 67.86% responded

CORA KELLY ES (TELL ACPS 2014) 64.29% responded

## % Agree

CORA KELLY ES  
TELL ACPS 2016

CORA KELLY ES  
TELL ACPS 2014

### Managing Student Conduct

Q5.1 Please rate how strongly you agree or disagree with the following statements about managing student conduct in your school.

a. Students at this school understand expectations for their conduct.	83.8%	68.6%
b. Students at this school follow rules of conduct.	78.4%	72.2%
c. Policies and procedures about student conduct are clearly understood by the faculty.	65.8%	51.4%
d. School administrators consistently enforce rules for student conduct.	50.0%	48.6%
e. School administrators support teachers' efforts to maintain discipline in the classroom.	71.4%	65.7%
f. Teachers consistently enforce rules for student conduct.	80.6%	86.1%
g. The faculty work in a school environment that is safe.	89.5%	100.0%



CORA KELLY ES (TELL ACPS 2016) 67.86% responded

CORA KELLY ES (TELL ACPS 2014) 64.29% responded

## % Agree

CORA KELLY ES  
TELL ACPS 2016

CORA KELLY ES  
TELL ACPS 2014

### Teacher Leadership

Q6.1 Please rate how strongly you agree or disagree with the following statements about teacher leadership in your school.

a. Teachers are recognized as educational experts.	81.1%	55.6%
b. Teachers are trusted to make sound professional decisions about instruction.	66.7%	50.0%
c. Teachers are relied upon to make decisions about educational issues.	74.3%	61.8%
d. Teachers are encouraged to participate in school leadership roles.	80.6%	74.3%
e. The faculty has an effective process for making group decisions to solve problems.	47.2%	45.5%
f. In this school we take steps to solve problems.	62.2%	63.9%
g. Teachers are effective leaders in this school.	82.9%	76.5%
Q6.5 Teachers have an appropriate level of influence on decision making in this school.	55.6%	28.1%

CORA KELLY ES (TELL ACPS 2016) 67.86% responded

CORA KELLY ES (TELL ACPS 2014) 64.29% responded

**% Agree**

CORA KELLY ES  
TELL ACPS 2016

CORA KELLY ES  
TELL ACPS 2014

## School Leadership

Q7.1 Please rate how strongly you agree or disagree with the following statements about school leadership in your school.

a. The faculty and leadership have a shared vision.	67.6%	48.5%
b. There is an atmosphere of trust and mutual respect in this school.	45.9%	35.3%
c. Teachers feel comfortable raising issues and concerns that are important to them.	44.4%	21.2%
d. The school leadership consistently supports teachers.	70.3%	44.1%
e. Teachers are held to high professional standards for delivering instruction.	97.2%	100.0%
f. The school leadership facilitates using data to improve student learning.	97.3%	97.2%
g. Teacher performance is assessed objectively.	81.6%	78.8%
h. Teachers receive feedback that can help them improve teaching.	89.2%	82.9%
i. The procedures for teacher evaluation are consistent.	73.5%	75.9%
j. The school improvement team provides effective leadership at this school.	75.8%	70.0%
k. The faculty are recognized for accomplishments.	75.7%	73.5%

Q7.3 The school leadership makes a sustained effort to address teacher concerns about:

a. Leadership issues	61.3%	35.5%
b. Facilities and resources	88.9%	75.8%
c. The use of time in my school	57.9%	42.4%
d. Professional development	79.4%	75.0%
e. Teacher leadership	80.0%	67.7%
f. Community support and involvement	73.5%	48.3%
g. Managing student conduct	67.6%	53.1%
h. Instructional practices and support	81.1%	65.6%
i. New teacher support	75.7%	61.3%

CORA KELLY ES (TELL ACPS 2016) 67.86% responded

CORA KELLY ES (TELL ACPS 2014) 64.29% responded

## % Agree

CORA KELLY ES  
TELL ACPS 2016

CORA KELLY ES  
TELL ACPS 2014

## Professional Development

Q8.1 Please rate how strongly you agree or disagree with statements about professional development in your school.

a. Sufficient resources are available for professional development in my school.	86.5%	82.4%
b. An appropriate amount of time is provided for professional development.	71.4%	77.1%
c. Professional development offerings are data driven.	87.5%	80.0%
d. Professional learning opportunities are aligned with the school's improvement plan.	94.4%	96.8%
e. Professional development is differentiated to meet the needs of individual teachers.	60.0%	45.7%
f. Professional development deepens teachers' content knowledge.	80.6%	63.6%
g. Teachers are encouraged to reflect on their own practice.	91.7%	88.6%
h. In this school, follow up is provided from professional development.	64.7%	69.7%
i. Professional development provides ongoing opportunities for teachers to work with colleagues to refine teaching practices.	80.6%	76.5%
j. Professional development is evaluated and results are communicated to teachers.	60.6%	35.3%
k. Professional development enhances teachers' ability to implement instructional strategies that meet diverse student learning needs.	86.8%	74.3%
l. Professional development enhances teachers' abilities to improve student learning.	86.5%	81.8%

CORA KELLY ES (TELL ACPS 2016) 67.86% responded

CORA KELLY ES (TELL ACPS 2014) 64.29% responded

**% Agree**

CORA KELLY ES  
TELL ACPS 2016

CORA KELLY ES  
TELL ACPS 2014

## Instructional Practices and Support

Q9.1 Please rate how strongly you agree or disagree with the following statements about instructional practices and support in your school.

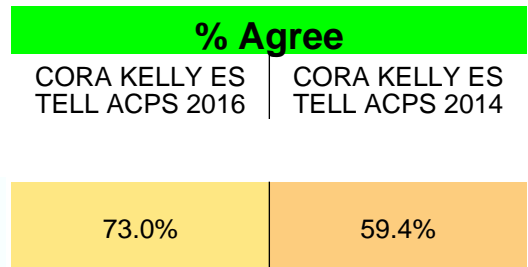
	CORA KELLY ES TELL ACPS 2016	CORA KELLY ES TELL ACPS 2014
a. State assessment data are available in time to impact instructional practices.	87.5%	89.3%
b. Local assessment data are available in time to impact instructional practices.	100.0%	87.1%
c. Teachers use assessment data to inform their instruction.	100.0%	100.0%
d. Teachers work in professional learning communities or cluster groups to develop and align instructional practices.	97.3%	100.0%
e. Provided supports (i.e. instructional coaching, professional learning communities, etc.) translate to improvements in instructional practices by teachers.	78.8%	85.3%
f. Teachers are encouraged to try new things to improve instruction.	84.2%	77.1%
g. Teachers are assigned classes that maximize their likelihood of success with students.	63.6%	43.3%
h. Teachers have autonomy to make decisions about instructional delivery (i.e. pacing, materials and pedagogy).	62.2%	59.4%
i. Teachers believe almost every student has the potential to do well on assignments.	94.6%	100.0%
j. Teachers believe what is taught will make a difference in students' lives.	100.0%	100.0%
k. Teachers require students to work hard.	94.7%	100.0%
l. Teachers collaborate to achieve consistency on how student work is assessed.	97.2%	94.3%
m. Teachers know what students learn in each of their classes.	76.3%	88.2%
n. Teachers have knowledge of the content covered and instructional methods used by other teachers at this school.	75.0%	85.7%

CORA KELLY ES (TELL ACPS 2016) 67.86% responded

CORA KELLY ES (TELL ACPS 2014) 64.29% responded

## Overall

Q10.6 Overall, my school is a good place to work and learn.



# School Summary Comparison Results TELL ACPS 2016

LYLES-CROUCH ES (TELL ACPS 2016) 100.00% responded

LYLES-CROUCH ES (TELL ACPS 2014) 77.78% responded

% Agree	
LYLES-CROUCH ES TELL ACPS 2016	LYLES-CROUCH ES TELL ACPS 2014

## Time

Q2.1 Please rate how strongly you agree or disagree with the following statements about the use of time in your school.

a. Class sizes are reasonable such that teachers have the time available to meet the needs of all students.	86.0%	71.4%
b. Teachers have time available to collaborate with colleagues.	86.0%	60.0%
c. Teachers are allowed to focus on educating students with minimal interruptions.	78.6%	50.0%
d. The non-instructional time provided for teachers in my school is sufficient.	81.0%	54.3%
e. Efforts are made to minimize the amount of routine paperwork teachers are required to do.	61.9%	41.2%
f. Teachers have sufficient instructional time to meet the needs of all students.	62.5%	42.9%
g. Teachers are protected from duties that interfere with their essential role of educating students.	90.2%	71.4%

LYLES-CROUCH ES (TELL ACPS 2016) 100.00% responded

LYLES-CROUCH ES (TELL ACPS 2014) 77.78% responded

% Agree	
LYLES-CROUCH ES TELL ACPS 2016	LYLES-CROUCH ES TELL ACPS 2014

## Facilities and Resources

Q3.1 Please rate how strongly you agree or disagree with the following statements about your school facilities and resources.

a. Teachers have sufficient access to appropriate instructional materials.	95.3%	80.0%
b. Teachers have sufficient access to instructional technology, including computers, printers, software and internet access.	95.3%	71.4%
c. Teachers have access to reliable communication technology, including phones, faxes and email.	95.2%	78.8%
d. Teachers have sufficient access to office equipment and supplies such as copy machines, paper, pens, etc.	88.1%	60.0%
e. Teachers have sufficient access to a broad range of professional support personnel.	90.7%	70.6%
f. The school environment is clean and well maintained.	95.3%	80.0%
g. Teachers have adequate space to work productively.	83.7%	60.0%
h. The physical environment of classrooms in this school supports teaching and learning.	83.7%	85.3%

LYLES-CROUCH ES (TELL ACPS 2016) 100.00% responded

LYLES-CROUCH ES (TELL ACPS 2014) 77.78% responded

## % Agree

LYLES-CROUCH  
ES  
TELL ACPS 2016

LYLES-CROUCH  
ES  
TELL ACPS 2014

## Community Support and Involvement

Q4.1 Please rate how strongly you agree or disagree with the following statements about community support and involvement in your school.

a. Parents/guardians are influential decision makers in this school.	97.7%	97.1%
b. This school maintains clear, two-way communication with the community.	100.0%	97.1%
c. This school does a good job of encouraging parent/guardian involvement.	100.0%	97.1%
d. Teachers provide parents/guardians with useful information about student learning.	100.0%	100.0%
e. Parents/guardians support teachers, contributing to their success with students.	97.7%	97.1%
f. Community members support teachers, contributing to their success with students.	100.0%	97.1%
g. The community we serve is supportive of this school.	100.0%	100.0%
h. Parents/guardians know what is going on in this school.	100.0%	100.0%



LYLES-CROUCH ES (TELL ACPS 2016) 100.00% responded

LYLES-CROUCH ES (TELL ACPS 2014) 77.78% responded

% Agree	
LYLES-CROUCH ES TELL ACPS 2016	LYLES-CROUCH ES TELL ACPS 2014

## Managing Student Conduct

Q5.1 Please rate how strongly you agree or disagree with the following statements about managing student conduct in your school.

a. Students at this school understand expectations for their conduct.	97.7%	94.3%
b. Students at this school follow rules of conduct.	95.3%	91.4%
c. Policies and procedures about student conduct are clearly understood by the faculty.	93.0%	73.5%
d. School administrators consistently enforce rules for student conduct.	81.4%	65.7%
e. School administrators support teachers' efforts to maintain discipline in the classroom.	85.4%	69.7%
f. Teachers consistently enforce rules for student conduct.	90.7%	77.1%
g. The faculty work in a school environment that is safe.	97.6%	97.1%

LYLES-CROUCH ES (TELL ACPS 2016) 100.00% responded

LYLES-CROUCH ES (TELL ACPS 2014) 77.78% responded

% Agree	
LYLES-CROUCH ES TELL ACPS 2016	LYLES-CROUCH ES TELL ACPS 2014

## Teacher Leadership

Q6.1 Please rate how strongly you agree or disagree with the following statements about teacher leadership in your school.

a. Teachers are recognized as educational experts.	93.0%	82.9%
b. Teachers are trusted to make sound professional decisions about instruction.	97.7%	76.5%
c. Teachers are relied upon to make decisions about educational issues.	93.0%	73.5%
d. Teachers are encouraged to participate in school leadership roles.	95.3%	87.5%
e. The faculty has an effective process for making group decisions to solve problems.	78.6%	50.0%
f. In this school we take steps to solve problems.	86.0%	63.6%
g. Teachers are effective leaders in this school.	90.5%	84.8%
Q6.5 Teachers have an appropriate level of influence on decision making in this school.	81.0%	54.8%

LYLES-CROUCH ES (TELL ACPS 2016) 100.00% responded

LYLES-CROUCH ES (TELL ACPS 2014) 77.78% responded

% Agree	
LYLES-CROUCH ES TELL ACPS 2016	LYLES-CROUCH ES TELL ACPS 2014

## School Leadership

Q7.1 Please rate how strongly you agree or disagree with the following statements about school leadership in your school.

a. The faculty and leadership have a shared vision.	97.5%	71.9%
b. There is an atmosphere of trust and mutual respect in this school.	68.4%	48.5%
c. Teachers feel comfortable raising issues and concerns that are important to them.	63.4%	45.5%
d. The school leadership consistently supports teachers.	80.5%	63.6%
e. Teachers are held to high professional standards for delivering instruction.	95.2%	88.2%
f. The school leadership facilitates using data to improve student learning.	100.0%	91.2%
g. Teacher performance is assessed objectively.	87.5%	74.2%
h. Teachers receive feedback that can help them improve teaching.	90.2%	78.8%
i. The procedures for teacher evaluation are consistent.	92.5%	74.2%
j. The school improvement team provides effective leadership at this school.	83.3%	72.0%
k. The faculty are recognized for accomplishments.	97.6%	85.3%

Q7.3 The school leadership makes a sustained effort to address teacher concerns about:

a. Leadership issues	86.8%	64.5%
b. Facilities and resources	97.6%	84.8%
c. The use of time in my school	90.0%	81.8%
d. Professional development	82.9%	71.0%
e. Teacher leadership	86.8%	65.5%
f. Community support and involvement	97.6%	84.8%
g. Managing student conduct	85.0%	65.6%
h. Instructional practices and support	92.9%	77.4%
i. New teacher support	89.2%	82.1%

LYLES-CROUCH ES (TELL ACPS 2016) 100.00% responded

LYLES-CROUCH ES (TELL ACPS 2014) 77.78% responded

% Agree	
LYLES-CROUCH ES TELL ACPS 2016	LYLES-CROUCH ES TELL ACPS 2014

## Professional Development

Q8.1 Please rate how strongly you agree or disagree with statements about professional development in your school.

a. Sufficient resources are available for professional development in my school.	78.0%	62.5%
b. An appropriate amount of time is provided for professional development.	75.6%	60.6%
c. Professional development offerings are data driven.	78.9%	73.1%
d. Professional learning opportunities are aligned with the school's improvement plan.	85.7%	84.6%
e. Professional development is differentiated to meet the needs of individual teachers.	51.2%	46.7%
f. Professional development deepens teachers' content knowledge.	74.4%	51.5%
g. Teachers are encouraged to reflect on their own practice.	97.7%	84.4%
h. In this school, follow up is provided from professional development.	69.2%	43.3%
i. Professional development provides ongoing opportunities for teachers to work with colleagues to refine teaching practices.	78.0%	58.6%
j. Professional development is evaluated and results are communicated to teachers.	55.0%	35.5%
k. Professional development enhances teachers' ability to implement instructional strategies that meet diverse student learning needs.	75.6%	59.4%
l. Professional development enhances teachers' abilities to improve student learning.	82.9%	69.7%

LYLES-CROUCH ES (TELL ACPS 2016) 100.00% responded

LYLES-CROUCH ES (TELL ACPS 2014) 77.78% responded

% Agree	
LYLES-CROUCH ES TELL ACPS 2016	LYLES-CROUCH ES TELL ACPS 2014

## Instructional Practices and Support

Q9.1 Please rate how strongly you agree or disagree with the following statements about instructional practices and support in your school.

a. State assessment data are available in time to impact instructional practices.	92.1%	81.5%
b. Local assessment data are available in time to impact instructional practices.	97.4%	89.7%
c. Teachers use assessment data to inform their instruction.	100.0%	93.9%
d. Teachers work in professional learning communities or cluster groups to develop and align instructional practices.	92.5%	69.7%
e. Provided supports (i.e. instructional coaching, professional learning communities, etc.) translate to improvements in instructional practices by teachers.	84.6%	72.7%
f. Teachers are encouraged to try new things to improve instruction.	97.5%	90.6%
g. Teachers are assigned classes that maximize their likelihood of success with students.	83.8%	42.9%
h. Teachers have autonomy to make decisions about instructional delivery (i.e. pacing, materials and pedagogy).	87.5%	75.0%
i. Teachers believe almost every student has the potential to do well on assignments.	94.7%	93.7%
j. Teachers believe what is taught will make a difference in students' lives.	97.6%	94.1%
k. Teachers require students to work hard.	100.0%	100.0%
l. Teachers collaborate to achieve consistency on how student work is assessed.	92.5%	71.9%
m. Teachers know what students learn in each of their classes.	95.1%	87.1%
n. Teachers have knowledge of the content covered and instructional methods used by other teachers at this school.	85.4%	78.1%

LYLES-CROUCH ES (TELL ACPS 2016) 100.00% responded

LYLES-CROUCH ES (TELL ACPS 2014) 77.78% responded

## % Agree

LYLES-CROUCH  
ES  
TELL ACPS 2016

LYLES-CROUCH  
ES  
TELL ACPS 2014

### Overall

Q10.6 Overall, my school is a good place to work and learn.

92.9%

85.3%

# School Summary Comparison Results TELL ACPS 2016

DOUGLAS MACARTHUR ES (TELL ACPS 2016) 86.44% responded

DOUGLAS MACARTHUR ES (TELL ACPS 2014) 80.95% responded

% Agree	
DOUGLAS MACARTHUR ES TELL ACPS 2016	DOUGLAS MACARTHUR ES TELL ACPS 2014

## Time

Q2.1 Please rate how strongly you agree or disagree with the following statements about the use of time in your school.

a. Class sizes are reasonable such that teachers have the time available to meet the needs of all students.	77.6%	67.3%
b. Teachers have time available to collaborate with colleagues.	78.4%	41.2%
c. Teachers are allowed to focus on educating students with minimal interruptions.	87.8%	49.0%
d. The non-instructional time provided for teachers in my school is sufficient.	53.1%	26.0%
e. Efforts are made to minimize the amount of routine paperwork teachers are required to do.	79.6%	23.4%
f. Teachers have sufficient instructional time to meet the needs of all students.	63.3%	40.8%
g. Teachers are protected from duties that interfere with their essential role of educating students.	85.1%	60.4%

DOUGLAS MACARTHUR ES (TELL ACPS 2016) 86.44% responded

DOUGLAS MACARTHUR ES (TELL ACPS 2014) 80.95% responded

% Agree	
DOUGLAS MACARTHUR ES TELL ACPS 2016	DOUGLAS MACARTHUR ES TELL ACPS 2014

## Facilities and Resources

Q3.1 Please rate how strongly you agree or disagree with the following statements about your school facilities and resources.

a. Teachers have sufficient access to appropriate instructional materials.	81.6%	59.2%
b. Teachers have sufficient access to instructional technology, including computers, printers, software and internet access.	94.0%	86.0%
c. Teachers have access to reliable communication technology, including phones, faxes and email.	98.0%	96.0%
d. Teachers have sufficient access to office equipment and supplies such as copy machines, paper, pens, etc.	79.6%	56.0%
e. Teachers have sufficient access to a broad range of professional support personnel.	86.0%	79.6%
f. The school environment is clean and well maintained.	92.2%	78.4%
g. Teachers have adequate space to work productively.	74.5%	55.1%
h. The physical environment of classrooms in this school supports teaching and learning.	80.4%	66.7%



DOUGLAS MACARTHUR ES (TELL ACPS 2016) 86.44% responded

DOUGLAS MACARTHUR ES (TELL ACPS 2014) 80.95% responded

% Agree	
DOUGLAS MACARTHUR ES TELL ACPS 2016	DOUGLAS MACARTHUR ES TELL ACPS 2014

## Community Support and Involvement

Q4.1 Please rate how strongly you agree or disagree with the following statements about community support and involvement in your school.

a. Parents/guardians are influential decision makers in this school.	97.8%	91.3%
b. This school maintains clear, two-way communication with the community.	94.0%	95.8%
c. This school does a good job of encouraging parent/guardian involvement.	91.8%	90.0%
d. Teachers provide parents/guardians with useful information about student learning.	93.9%	90.2%
e. Parents/guardians support teachers, contributing to their success with students.	93.9%	87.8%
f. Community members support teachers, contributing to their success with students.	90.5%	85.1%
g. The community we serve is supportive of this school.	95.9%	91.7%
h. Parents/guardians know what is going on in this school.	89.6%	89.8%

DOUGLAS MACARTHUR ES (TELL ACPS 2016) 86.44% responded

DOUGLAS MACARTHUR ES (TELL ACPS 2014) 80.95% responded

% Agree	
DOUGLAS MACARTHUR ES TELL ACPS 2016	DOUGLAS MACARTHUR ES TELL ACPS 2014

## Managing Student Conduct

Q5.1 Please rate how strongly you agree or disagree with the following statements about managing student conduct in your school.

a. Students at this school understand expectations for their conduct.	86.0%	86.3%
b. Students at this school follow rules of conduct.	82.4%	84.0%
c. Policies and procedures about student conduct are clearly understood by the faculty.	70.0%	70.0%
d. School administrators consistently enforce rules for student conduct.	81.6%	77.6%
e. School administrators support teachers' efforts to maintain discipline in the classroom.	83.3%	83.7%
f. Teachers consistently enforce rules for student conduct.	77.1%	74.0%
g. The faculty work in a school environment that is safe.	100.0%	94.0%

DOUGLAS MACARTHUR ES (TELL ACPS 2016) 86.44% responded

DOUGLAS MACARTHUR ES (TELL ACPS 2014) 80.95% responded

% Agree	
DOUGLAS MACARTHUR ES TELL ACPS 2016	DOUGLAS MACARTHUR ES TELL ACPS 2014

## Teacher Leadership

Q6.1 Please rate how strongly you agree or disagree with the following statements about teacher leadership in your school.

a. Teachers are recognized as educational experts.	88.2%	66.7%
b. Teachers are trusted to make sound professional decisions about instruction.	90.0%	61.2%
c. Teachers are relied upon to make decisions about educational issues.	86.0%	60.0%
d. Teachers are encouraged to participate in school leadership roles.	90.0%	85.7%
e. The faculty has an effective process for making group decisions to solve problems.	81.6%	61.4%
f. In this school we take steps to solve problems.	96.1%	78.7%
g. Teachers are effective leaders in this school.	86.3%	66.0%
Q6.5 Teachers have an appropriate level of influence on decision making in this school.	71.4%	56.8%

DOUGLAS MACARTHUR ES (TELL ACPS 2016) 86.44% responded

DOUGLAS MACARTHUR ES (TELL ACPS 2014) 80.95% responded

% Agree	
DOUGLAS MACARTHUR ES TELL ACPS 2016	DOUGLAS MACARTHUR ES TELL ACPS 2014

## School Leadership

Q7.1 Please rate how strongly you agree or disagree with the following statements about school leadership in your school.

a. The faculty and leadership have a shared vision.	88.2%	79.5%
b. There is an atmosphere of trust and mutual respect in this school.	78.4%	60.4%
c. Teachers feel comfortable raising issues and concerns that are important to them.	72.0%	53.3%
d. The school leadership consistently supports teachers.	93.9%	68.1%
e. Teachers are held to high professional standards for delivering instruction.	92.0%	94.1%
f. The school leadership facilitates using data to improve student learning.	94.1%	92.2%
g. Teacher performance is assessed objectively.	91.7%	73.3%
h. Teachers receive feedback that can help them improve teaching.	93.9%	69.6%
i. The procedures for teacher evaluation are consistent.	89.6%	75.0%
j. The school improvement team provides effective leadership at this school.	86.3%	73.8%
k. The faculty are recognized for accomplishments.	80.4%	66.7%

Q7.3 The school leadership makes a sustained effort to address teacher concerns about:

a. Leadership issues	91.3%	70.3%
b. Facilities and resources	95.9%	90.7%
c. The use of time in my school	85.1%	56.8%
d. Professional development	94.1%	60.5%
e. Teacher leadership	91.3%	69.2%
f. Community support and involvement	93.6%	92.1%
g. Managing student conduct	90.0%	77.8%
h. Instructional practices and support	91.8%	80.0%
i. New teacher support	92.3%	74.2%

DOUGLAS MACARTHUR ES (TELL ACPS 2016) 86.44% responded

DOUGLAS MACARTHUR ES (TELL ACPS 2014) 80.95% responded

% Agree	
DOUGLAS MACARTHUR ES TELL ACPS 2016	DOUGLAS MACARTHUR ES TELL ACPS 2014

## Professional Development

Q8.1 Please rate how strongly you agree or disagree with statements about professional development in your school.

a. Sufficient resources are available for professional development in my school.	78.4%	69.4%
b. An appropriate amount of time is provided for professional development.	90.2%	69.4%
c. Professional development offerings are data driven.	87.5%	80.0%
d. Professional learning opportunities are aligned with the school's improvement plan.	95.8%	97.6%
e. Professional development is differentiated to meet the needs of individual teachers.	80.0%	59.1%
f. Professional development deepens teachers' content knowledge.	78.0%	41.7%
g. Teachers are encouraged to reflect on their own practice.	86.0%	80.9%
h. In this school, follow up is provided from professional development.	78.0%	40.5%
i. Professional development provides ongoing opportunities for teachers to work with colleagues to refine teaching practices.	88.2%	59.2%
j. Professional development is evaluated and results are communicated to teachers.	85.7%	25.6%
k. Professional development enhances teachers' ability to implement instructional strategies that meet diverse student learning needs.	76.5%	54.5%
l. Professional development enhances teachers' abilities to improve student learning.	85.7%	65.2%

DOUGLAS MACARTHUR ES (TELL ACPS 2016) 86.44% responded

DOUGLAS MACARTHUR ES (TELL ACPS 2014) 80.95% responded

% Agree	
DOUGLAS MACARTHUR ES TELL ACPS 2016	DOUGLAS MACARTHUR ES TELL ACPS 2014

## Instructional Practices and Support

Q9.1 Please rate how strongly you agree or disagree with the following statements about instructional practices and support in your school.

a. State assessment data are available in time to impact instructional practices.	82.2%	71.8%
b. Local assessment data are available in time to impact instructional practices.	93.7%	90.9%
c. Teachers use assessment data to inform their instruction.	91.8%	93.7%
d. Teachers work in professional learning communities or cluster groups to develop and align instructional practices.	94.0%	75.0%
e. Provided supports (i.e. instructional coaching, professional learning communities, etc.) translate to improvements in instructional practices by teachers.	87.2%	67.3%
f. Teachers are encouraged to try new things to improve instruction.	93.9%	71.4%
g. Teachers are assigned classes that maximize their likelihood of success with students.	68.1%	52.5%
h. Teachers have autonomy to make decisions about instructional delivery (i.e. pacing, materials and pedagogy).	87.5%	37.0%
i. Teachers believe almost every student has the potential to do well on assignments.	89.4%	71.4%
j. Teachers believe what is taught will make a difference in students' lives.	89.8%	81.2%
k. Teachers require students to work hard.	96.1%	92.2%
l. Teachers collaborate to achieve consistency on how student work is assessed.	89.4%	76.1%
m. Teachers know what students learn in each of their classes.	91.3%	87.2%
n. Teachers have knowledge of the content covered and instructional methods used by other teachers at this school.	75.6%	70.2%

DOUGLAS MACARTHUR ES (TELL ACPS 2016) 86.44% responded

DOUGLAS MACARTHUR ES (TELL ACPS 2014) 80.95% responded

## % Agree

DOUGLAS  
MACARTHUR ES  
TELL ACPS 2016

DOUGLAS  
MACARTHUR ES  
TELL ACPS 2014

### Overall

Q10.6 Overall, my school is a good place to work and learn.

94.1%

81.6%

# School Summary Comparison Results TELL ACPS 2016

GEORGE MASON ES (TELL ACPS 2016) 100.00% responded

GEORGE MASON ES (TELL ACPS 2014) 76.47% responded

% Agree	
GEORGE MASON ES TELL ACPS 2016	GEORGE MASON ES TELL ACPS 2014

## Time

Q2.1 Please rate how strongly you agree or disagree with the following statements about the use of time in your school.

a. Class sizes are reasonable such that teachers have the time available to meet the needs of all students.	76.1%	23.1%
b. Teachers have time available to collaborate with colleagues.	80.4%	20.5%
c. Teachers are allowed to focus on educating students with minimal interruptions.	87.0%	60.5%
d. The non-instructional time provided for teachers in my school is sufficient.	77.8%	30.8%
e. Efforts are made to minimize the amount of routine paperwork teachers are required to do.	86.7%	47.4%
f. Teachers have sufficient instructional time to meet the needs of all students.	69.6%	52.6%
g. Teachers are protected from duties that interfere with their essential role of educating students.	80.4%	77.8%



GEORGE MASON ES (TELL ACPS 2016) 100.00% responded

GEORGE MASON ES (TELL ACPS 2014) 76.47% responded

% Agree	
GEORGE MASON ES TELL ACPS 2016	GEORGE MASON ES TELL ACPS 2014

## Facilities and Resources

Q3.1 Please rate how strongly you agree or disagree with the following statements about your school facilities and resources.

a. Teachers have sufficient access to appropriate instructional materials.	91.1%	74.4%
b. Teachers have sufficient access to instructional technology, including computers, printers, software and internet access.	95.7%	59.0%
c. Teachers have access to reliable communication technology, including phones, faxes and email.	97.9%	97.4%
d. Teachers have sufficient access to office equipment and supplies such as copy machines, paper, pens, etc.	89.1%	82.1%
e. Teachers have sufficient access to a broad range of professional support personnel.	89.1%	79.5%
f. The school environment is clean and well maintained.	70.8%	59.0%
g. Teachers have adequate space to work productively.	66.0%	33.3%
h. The physical environment of classrooms in this school supports teaching and learning.	76.6%	53.8%

GEORGE MASON ES (TELL ACPS 2016) 100.00% responded

GEORGE MASON ES (TELL ACPS 2014) 76.47% responded

% Agree	
GEORGE MASON ES TELL ACPS 2016	GEORGE MASON ES TELL ACPS 2014

## Community Support and Involvement

Q4.1 Please rate how strongly you agree or disagree with the following statements about community support and involvement in your school.

a. Parents/guardians are influential decision makers in this school.	100.0%	100.0%
b. This school maintains clear, two-way communication with the community.	100.0%	92.1%
c. This school does a good job of encouraging parent/guardian involvement.	100.0%	94.9%
d. Teachers provide parents/guardians with useful information about student learning.	100.0%	100.0%
e. Parents/guardians support teachers, contributing to their success with students.	100.0%	92.3%
f. Community members support teachers, contributing to their success with students.	97.5%	87.9%
g. The community we serve is supportive of this school.	100.0%	100.0%
h. Parents/guardians know what is going on in this school.	95.7%	100.0%

GEORGE MASON ES (TELL ACPS 2016) 100.00% responded

GEORGE MASON ES (TELL ACPS 2014) 76.47% responded

% Agree	
GEORGE MASON ES TELL ACPS 2016	GEORGE MASON ES TELL ACPS 2014

## Managing Student Conduct

Q5.1 Please rate how strongly you agree or disagree with the following statements about managing student conduct in your school.

a. Students at this school understand expectations for their conduct.	97.9%	76.3%
b. Students at this school follow rules of conduct.	97.9%	65.8%
c. Policies and procedures about student conduct are clearly understood by the faculty.	91.7%	44.4%
d. School administrators consistently enforce rules for student conduct.	95.7%	41.7%
e. School administrators support teachers' efforts to maintain discipline in the classroom.	97.8%	59.5%
f. Teachers consistently enforce rules for student conduct.	85.4%	75.0%
g. The faculty work in a school environment that is safe.	100.0%	91.9%

GEORGE MASON ES (TELL ACPS 2016) 100.00% responded

GEORGE MASON ES (TELL ACPS 2014) 76.47% responded

% Agree	
GEORGE MASON ES TELL ACPS 2016	GEORGE MASON ES TELL ACPS 2014

## Teacher Leadership

Q6.1 Please rate how strongly you agree or disagree with the following statements about teacher leadership in your school.

a. Teachers are recognized as educational experts.	100.0%	71.8%
b. Teachers are trusted to make sound professional decisions about instruction.	100.0%	79.5%
c. Teachers are relied upon to make decisions about educational issues.	97.8%	68.4%
d. Teachers are encouraged to participate in school leadership roles.	100.0%	76.3%
e. The faculty has an effective process for making group decisions to solve problems.	85.1%	51.4%
f. In this school we take steps to solve problems.	93.6%	59.5%
g. Teachers are effective leaders in this school.	93.7%	84.2%
Q6.5 Teachers have an appropriate level of influence on decision making in this school.	89.4%	58.3%

GEORGE MASON ES (TELL ACPS 2016) 100.00% responded

GEORGE MASON ES (TELL ACPS 2014) 76.47% responded

% Agree	
GEORGE MASON ES TELL ACPS 2016	GEORGE MASON ES TELL ACPS 2014

## School Leadership

Q7.1 Please rate how strongly you agree or disagree with the following statements about school leadership in your school.

a. The faculty and leadership have a shared vision.	93.6%	68.4%
b. There is an atmosphere of trust and mutual respect in this school.	87.5%	65.8%
c. Teachers feel comfortable raising issues and concerns that are important to them.	78.7%	56.4%
d. The school leadership consistently supports teachers.	95.6%	65.8%
e. Teachers are held to high professional standards for delivering instruction.	89.4%	89.7%
f. The school leadership facilitates using data to improve student learning.	100.0%	89.2%
g. Teacher performance is assessed objectively.	95.5%	82.4%
h. Teachers receive feedback that can help them improve teaching.	90.7%	48.6%
i. The procedures for teacher evaluation are consistent.	95.3%	52.8%
j. The school improvement team provides effective leadership at this school.	88.9%	57.6%
k. The faculty are recognized for accomplishments.	77.3%	51.4%

Q7.3 The school leadership makes a sustained effort to address teacher concerns about:

a. Leadership issues	92.9%	51.6%
b. Facilities and resources	95.6%	68.4%
c. The use of time in my school	90.9%	62.9%
d. Professional development	97.8%	57.1%
e. Teacher leadership	92.9%	67.6%
f. Community support and involvement	95.7%	79.4%
g. Managing student conduct	95.6%	51.4%
h. Instructional practices and support	97.8%	75.0%
i. New teacher support	91.7%	57.1%

GEORGE MASON ES (TELL ACPS 2016) 100.00% responded

GEORGE MASON ES (TELL ACPS 2014) 76.47% responded

% Agree	
GEORGE MASON ES TELL ACPS 2016	GEORGE MASON ES TELL ACPS 2014

## Professional Development

Q8.1 Please rate how strongly you agree or disagree with statements about professional development in your school.

a. Sufficient resources are available for professional development in my school.	88.9%	55.9%
b. An appropriate amount of time is provided for professional development.	84.8%	40.5%
c. Professional development offerings are data driven.	92.9%	84.4%
d. Professional learning opportunities are aligned with the school's improvement plan.	97.7%	86.5%
e. Professional development is differentiated to meet the needs of individual teachers.	70.5%	32.4%
f. Professional development deepens teachers' content knowledge.	79.5%	59.5%
g. Teachers are encouraged to reflect on their own practice.	95.7%	92.3%
h. In this school, follow up is provided from professional development.	89.5%	50.0%
i. Professional development provides ongoing opportunities for teachers to work with colleagues to refine teaching practices.	90.5%	56.4%
j. Professional development is evaluated and results are communicated to teachers.	61.1%	25.0%
k. Professional development enhances teachers' ability to implement instructional strategies that meet diverse student learning needs.	97.8%	79.5%
l. Professional development enhances teachers' abilities to improve student learning.	95.5%	79.5%

GEORGE MASON ES (TELL ACPS 2016) 100.00% responded

GEORGE MASON ES (TELL ACPS 2014) 76.47% responded

% Agree	
GEORGE MASON ES TELL ACPS 2016	GEORGE MASON ES TELL ACPS 2014

## Instructional Practices and Support

Q9.1 Please rate how strongly you agree or disagree with the following statements about instructional practices and support in your school.

a. State assessment data are available in time to impact instructional practices.	91.7%	65.5%
b. Local assessment data are available in time to impact instructional practices.	97.5%	74.2%
c. Teachers use assessment data to inform their instruction.	97.7%	91.4%
d. Teachers work in professional learning communities or cluster groups to develop and align instructional practices.	90.2%	66.7%
e. Provided supports (i.e. instructional coaching, professional learning communities, etc.) translate to improvements in instructional practices by teachers.	84.6%	71.0%
f. Teachers are encouraged to try new things to improve instruction.	100.0%	82.1%
g. Teachers are assigned classes that maximize their likelihood of success with students.	75.0%	51.6%
h. Teachers have autonomy to make decisions about instructional delivery (i.e. pacing, materials and pedagogy).	95.2%	59.0%
i. Teachers believe almost every student has the potential to do well on assignments.	93.3%	94.7%
j. Teachers believe what is taught will make a difference in students' lives.	95.3%	86.5%
k. Teachers require students to work hard.	93.6%	97.3%
l. Teachers collaborate to achieve consistency on how student work is assessed.	79.5%	62.2%
m. Teachers know what students learn in each of their classes.	82.5%	68.6%
n. Teachers have knowledge of the content covered and instructional methods used by other teachers at this school.	73.2%	50.0%

GEORGE MASON ES (TELL ACPS 2016) 100.00% responded

GEORGE MASON ES (TELL ACPS 2014) 76.47% responded

## % Agree

GEORGE MASON  
ES  
TELL ACPS 2016

GEORGE MASON  
ES  
TELL ACPS 2014

## Overall

Q10.6 Overall, my school is a good place to work and learn.

91.7%

80.6%



# School Summary Comparison Results TELL ACPS 2016

MAURY ES (TELL ACPS 2016) 65.00% responded

MAURY ES (TELL ACPS 2014) 63.41% responded

% Agree	
MAURY ES TELL ACPS 2016	MAURY ES TELL ACPS 2014

## Time

Q2.1 Please rate how strongly you agree or disagree with the following statements about the use of time in your school.

a. Class sizes are reasonable such that teachers have the time available to meet the needs of all students.	84.6%	26.9%
b. Teachers have time available to collaborate with colleagues.	69.2%	38.5%
c. Teachers are allowed to focus on educating students with minimal interruptions.	73.1%	53.8%
d. The non-instructional time provided for teachers in my school is sufficient.	73.1%	52.0%
e. Efforts are made to minimize the amount of routine paperwork teachers are required to do.	56.0%	46.2%
f. Teachers have sufficient instructional time to meet the needs of all students.	73.1%	53.8%
g. Teachers are protected from duties that interfere with their essential role of educating students.	76.0%	65.4%

MAURY ES (TELL ACPS 2016) 65.00% responded

MAURY ES (TELL ACPS 2014) 63.41% responded

% Agree	
MAURY ES TELL ACPS 2016	MAURY ES TELL ACPS 2014

## Facilities and Resources

Q3.1 Please rate how strongly you agree or disagree with the following statements about your school facilities and resources.

a. Teachers have sufficient access to appropriate instructional materials.	84.6%	84.6%
b. Teachers have sufficient access to instructional technology, including computers, printers, software and internet access.	84.6%	88.5%
c. Teachers have access to reliable communication technology, including phones, faxes and email.	92.3%	100.0%
d. Teachers have sufficient access to office equipment and supplies such as copy machines, paper, pens, etc.	56.0%	48.0%
e. Teachers have sufficient access to a broad range of professional support personnel.	80.8%	69.2%
f. The school environment is clean and well maintained.	26.9%	65.2%
g. Teachers have adequate space to work productively.	38.5%	57.7%
h. The physical environment of classrooms in this school supports teaching and learning.	61.5%	57.7%

MAURY ES (TELL ACPS 2016) 65.00% responded

MAURY ES (TELL ACPS 2014) 63.41% responded

## % Agree

MAURY ES  
TELL ACPS 2016

MAURY ES  
TELL ACPS 2014

### Community Support and Involvement

Q4.1 Please rate how strongly you agree or disagree with the following statements about community support and involvement in your school.

a. Parents/guardians are influential decision makers in this school.	96.2%	91.7%
b. This school maintains clear, two-way communication with the community.	96.0%	91.7%
c. This school does a good job of encouraging parent/guardian involvement.	96.0%	92.0%
d. Teachers provide parents/guardians with useful information about student learning.	100.0%	100.0%
e. Parents/guardians support teachers, contributing to their success with students.	96.0%	92.0%
f. Community members support teachers, contributing to their success with students.	95.7%	100.0%
g. The community we serve is supportive of this school.	95.8%	100.0%
h. Parents/guardians know what is going on in this school.	88.5%	95.8%

MAURY ES (TELL ACPS 2016) 65.00% responded

MAURY ES (TELL ACPS 2014) 63.41% responded

## % Agree

MAURY ES  
TELL ACPS 2016

MAURY ES  
TELL ACPS 2014

### Managing Student Conduct

Q5.1 Please rate how strongly you agree or disagree with the following statements about managing student conduct in your school.

a. Students at this school understand expectations for their conduct.	96.2%	100.0%
b. Students at this school follow rules of conduct.	84.6%	96.2%
c. Policies and procedures about student conduct are clearly understood by the faculty.	88.5%	84.6%
d. School administrators consistently enforce rules for student conduct.	65.4%	84.6%
e. School administrators support teachers' efforts to maintain discipline in the classroom.	80.8%	92.3%
f. Teachers consistently enforce rules for student conduct.	80.8%	100.0%
g. The faculty work in a school environment that is safe.	92.3%	100.0%

MAURY ES (TELL ACPS 2016) 65.00% responded

MAURY ES (TELL ACPS 2014) 63.41% responded

% Agree	
MAURY ES TELL ACPS 2016	MAURY ES TELL ACPS 2014

## Teacher Leadership

Q6.1 Please rate how strongly you agree or disagree with the following statements about teacher leadership in your school.

a. Teachers are recognized as educational experts.	84.6%	80.8%
b. Teachers are trusted to make sound professional decisions about instruction.	80.8%	80.8%
c. Teachers are relied upon to make decisions about educational issues.	80.0%	88.5%
d. Teachers are encouraged to participate in school leadership roles.	84.0%	84.6%
e. The faculty has an effective process for making group decisions to solve problems.	76.0%	76.9%
f. In this school we take steps to solve problems.	88.0%	91.7%
g. Teachers are effective leaders in this school.	84.6%	96.2%
Q6.5 Teachers have an appropriate level of influence on decision making in this school.	68.0%	76.9%

MAURY ES (TELL ACPS 2016) 65.00% responded

MAURY ES (TELL ACPS 2014) 63.41% responded

% Agree	
MAURY ES TELL ACPS 2016	MAURY ES TELL ACPS 2014

## School Leadership

Q7.1 Please rate how strongly you agree or disagree with the following statements about school leadership in your school.

a. The faculty and leadership have a shared vision.	83.3%	88.5%
b. There is an atmosphere of trust and mutual respect in this school.	53.8%	53.8%
c. Teachers feel comfortable raising issues and concerns that are important to them.	45.8%	38.5%
d. The school leadership consistently supports teachers.	80.0%	80.8%
e. Teachers are held to high professional standards for delivering instruction.	92.0%	100.0%
f. The school leadership facilitates using data to improve student learning.	84.6%	100.0%
g. Teacher performance is assessed objectively.	69.2%	92.3%
h. Teachers receive feedback that can help them improve teaching.	69.2%	88.5%
i. The procedures for teacher evaluation are consistent.	73.1%	92.3%
j. The school improvement team provides effective leadership at this school.	84.0%	100.0%
k. The faculty are recognized for accomplishments.	76.9%	73.1%

Q7.3 The school leadership makes a sustained effort to address teacher concerns about:

a. Leadership issues	72.7%	71.4%
b. Facilities and resources	72.0%	61.9%
c. The use of time in my school	76.0%	75.0%
d. Professional development	100.0%	75.0%
e. Teacher leadership	83.3%	85.0%
f. Community support and involvement	92.0%	81.0%
g. Managing student conduct	88.0%	81.0%
h. Instructional practices and support	87.5%	90.9%
i. New teacher support	70.8%	71.4%

MAURY ES (TELL ACPS 2016) 65.00% responded

MAURY ES (TELL ACPS 2014) 63.41% responded

% Agree	
MAURY ES TELL ACPS 2016	MAURY ES TELL ACPS 2014

## Professional Development

Q8.1 Please rate how strongly you agree or disagree with statements about professional development in your school.

a. Sufficient resources are available for professional development in my school.	88.5%	46.2%
b. An appropriate amount of time is provided for professional development.	88.5%	46.2%
c. Professional development offerings are data driven.	82.6%	68.2%
d. Professional learning opportunities are aligned with the school's improvement plan.	92.3%	83.3%
e. Professional development is differentiated to meet the needs of individual teachers.	87.5%	23.1%
f. Professional development deepens teachers' content knowledge.	92.3%	50.0%
g. Teachers are encouraged to reflect on their own practice.	84.6%	88.5%
h. In this school, follow up is provided from professional development.	60.0%	57.7%
i. Professional development provides ongoing opportunities for teachers to work with colleagues to refine teaching practices.	73.1%	38.5%
j. Professional development is evaluated and results are communicated to teachers.	79.2%	26.9%
k. Professional development enhances teachers' ability to implement instructional strategies that meet diverse student learning needs.	92.3%	69.2%
l. Professional development enhances teachers' abilities to improve student learning.	92.3%	80.8%

MAURY ES (TELL ACPS 2016) 65.00% responded

MAURY ES (TELL ACPS 2014) 63.41% responded

## % Agree

MAURY ES  
TELL ACPS 2016

MAURY ES  
TELL ACPS 2014

### Instructional Practices and Support

Q9.1 Please rate how strongly you agree or disagree with the following statements about instructional practices and support in your school.

	MAURY ES TELL ACPS 2016	MAURY ES TELL ACPS 2014
a. State assessment data are available in time to impact instructional practices.	68.4%	43.7%
b. Local assessment data are available in time to impact instructional practices.	85.0%	78.9%
c. Teachers use assessment data to inform their instruction.	92.0%	96.2%
d. Teachers work in professional learning communities or cluster groups to develop and align instructional practices.	68.0%	72.0%
e. Provided supports (i.e. instructional coaching, professional learning communities, etc.) translate to improvements in instructional practices by teachers.	75.0%	68.0%
f. Teachers are encouraged to try new things to improve instruction.	84.0%	84.6%
g. Teachers are assigned classes that maximize their likelihood of success with students.	79.2%	72.7%
h. Teachers have autonomy to make decisions about instructional delivery (i.e. pacing, materials and pedagogy).	75.0%	60.0%
i. Teachers believe almost every student has the potential to do well on assignments.	84.6%	92.3%
j. Teachers believe what is taught will make a difference in students' lives.	96.0%	88.5%
k. Teachers require students to work hard.	96.2%	100.0%
l. Teachers collaborate to achieve consistency on how student work is assessed.	64.0%	69.2%
m. Teachers know what students learn in each of their classes.	80.0%	96.0%
n. Teachers have knowledge of the content covered and instructional methods used by other teachers at this school.	70.8%	76.0%

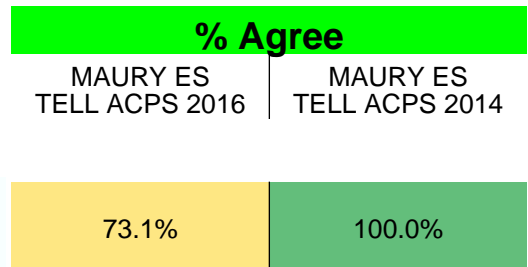


MAURY ES (TELL ACPS 2016) 65.00% responded

MAURY ES (TELL ACPS 2014) 63.41% responded

## Overall

Q10.6 Overall, my school is a good place to work and learn.



# School Summary Comparison Results TELL ACPS 2016

MOUNT VERNON ES (TELL ACPS 2016) 81.08% responded

MOUNT VERNON ES (TELL ACPS 2014) 89.61% responded

% Agree	
MOUNT VERNON ES TELL ACPS 2016	MOUNT VERNON ES TELL ACPS 2014

## Time

Q2.1 Please rate how strongly you agree or disagree with the following statements about the use of time in your school.

a. Class sizes are reasonable such that teachers have the time available to meet the needs of all students.	46.6%	70.6%
b. Teachers have time available to collaborate with colleagues.	62.7%	50.0%
c. Teachers are allowed to focus on educating students with minimal interruptions.	61.0%	49.3%
d. The non-instructional time provided for teachers in my school is sufficient.	55.2%	40.6%
e. Efforts are made to minimize the amount of routine paperwork teachers are required to do.	77.6%	51.5%
f. Teachers have sufficient instructional time to meet the needs of all students.	56.9%	42.4%
g. Teachers are protected from duties that interfere with their essential role of educating students.	75.0%	67.2%

MOUNT VERNON ES (TELL ACPS 2016) 81.08% responded

MOUNT VERNON ES (TELL ACPS 2014) 89.61% responded

% Agree	
MOUNT VERNON ES TELL ACPS 2016	MOUNT VERNON ES TELL ACPS 2014

## Facilities and Resources

Q3.1 Please rate how strongly you agree or disagree with the following statements about your school facilities and resources.

a. Teachers have sufficient access to appropriate instructional materials.	78.0%	76.8%
b. Teachers have sufficient access to instructional technology, including computers, printers, software and internet access.	70.0%	71.0%
c. Teachers have access to reliable communication technology, including phones, faxes and email.	87.5%	88.1%
d. Teachers have sufficient access to office equipment and supplies such as copy machines, paper, pens, etc.	50.8%	65.2%
e. Teachers have sufficient access to a broad range of professional support personnel.	86.4%	79.1%
f. The school environment is clean and well maintained.	71.7%	73.9%
g. Teachers have adequate space to work productively.	71.7%	76.1%
h. The physical environment of classrooms in this school supports teaching and learning.	73.3%	73.9%

MOUNT VERNON ES (TELL ACPS 2016) 81.08% responded

MOUNT VERNON ES (TELL ACPS 2014) 89.61% responded

% Agree	
MOUNT VERNON ES TELL ACPS 2016	MOUNT VERNON ES TELL ACPS 2014

## Community Support and Involvement

Q4.1 Please rate how strongly you agree or disagree with the following statements about community support and involvement in your school.

a. Parents/guardians are influential decision makers in this school.	100.0%	95.4%
b. This school maintains clear, two-way communication with the community.	98.2%	92.4%
c. This school does a good job of encouraging parent/guardian involvement.	96.6%	95.5%
d. Teachers provide parents/guardians with useful information about student learning.	98.1%	93.8%
e. Parents/guardians support teachers, contributing to their success with students.	89.5%	87.5%
f. Community members support teachers, contributing to their success with students.	94.5%	87.3%
g. The community we serve is supportive of this school.	100.0%	96.9%
h. Parents/guardians know what is going on in this school.	93.1%	86.2%

MOUNT VERNON ES (TELL ACPS 2016) 81.08% responded

MOUNT VERNON ES (TELL ACPS 2014) 89.61% responded

% Agree	
MOUNT VERNON ES TELL ACPS 2016	MOUNT VERNON ES TELL ACPS 2014

## Managing Student Conduct

Q5.1 Please rate how strongly you agree or disagree with the following statements about managing student conduct in your school.

a. Students at this school understand expectations for their conduct.	83.3%	68.7%
b. Students at this school follow rules of conduct.	75.0%	55.2%
c. Policies and procedures about student conduct are clearly understood by the faculty.	81.7%	50.0%
d. School administrators consistently enforce rules for student conduct.	70.2%	46.3%
e. School administrators support teachers' efforts to maintain discipline in the classroom.	77.6%	55.2%
f. Teachers consistently enforce rules for student conduct.	84.2%	78.8%
g. The faculty work in a school environment that is safe.	93.3%	86.6%

MOUNT VERNON ES (TELL ACPS 2016) 81.08% responded

MOUNT VERNON ES (TELL ACPS 2014) 89.61% responded

% Agree	
MOUNT VERNON ES TELL ACPS 2016	MOUNT VERNON ES TELL ACPS 2014

## Teacher Leadership

Q6.1 Please rate how strongly you agree or disagree with the following statements about teacher leadership in your school.

a. Teachers are recognized as educational experts.	88.1%	72.1%
b. Teachers are trusted to make sound professional decisions about instruction.	90.0%	72.1%
c. Teachers are relied upon to make decisions about educational issues.	86.4%	76.1%
d. Teachers are encouraged to participate in school leadership roles.	89.7%	95.6%
e. The faculty has an effective process for making group decisions to solve problems.	79.3%	72.3%
f. In this school we take steps to solve problems.	86.0%	81.8%
g. Teachers are effective leaders in this school.	93.2%	79.4%
Q6.5 Teachers have an appropriate level of influence on decision making in this school.	76.4%	57.6%

MOUNT VERNON ES (TELL ACPS 2016) 81.08% responded

MOUNT VERNON ES (TELL ACPS 2014) 89.61% responded

% Agree	
MOUNT VERNON ES TELL ACPS 2016	MOUNT VERNON ES TELL ACPS 2014

## School Leadership

Q7.1 Please rate how strongly you agree or disagree with the following statements about school leadership in your school.

a. The faculty and leadership have a shared vision.	89.3%	79.4%
b. There is an atmosphere of trust and mutual respect in this school.	88.3%	83.8%
c. Teachers feel comfortable raising issues and concerns that are important to them.	81.4%	78.8%
d. The school leadership consistently supports teachers.	86.4%	68.2%
e. Teachers are held to high professional standards for delivering instruction.	98.3%	97.0%
f. The school leadership facilitates using data to improve student learning.	100.0%	94.1%
g. Teacher performance is assessed objectively.	79.6%	63.5%
h. Teachers receive feedback that can help them improve teaching.	83.9%	59.4%
i. The procedures for teacher evaluation are consistent.	80.4%	53.2%
j. The school improvement team provides effective leadership at this school.	84.9%	75.8%
k. The faculty are recognized for accomplishments.	81.4%	68.7%

Q7.3 The school leadership makes a sustained effort to address teacher concerns about:

a. Leadership issues	80.9%	78.7%
b. Facilities and resources	72.7%	80.0%
c. The use of time in my school	85.7%	61.9%
d. Professional development	87.5%	65.6%
e. Teacher leadership	81.5%	80.0%
f. Community support and involvement	88.9%	85.9%
g. Managing student conduct	73.2%	56.9%
h. Instructional practices and support	83.6%	76.9%
i. New teacher support	62.3%	56.9%

MOUNT VERNON ES (TELL ACPS 2016) 81.08% responded

MOUNT VERNON ES (TELL ACPS 2014) 89.61% responded

% Agree	
MOUNT VERNON ES TELL ACPS 2016	MOUNT VERNON ES TELL ACPS 2014

## Professional Development

Q8.1 Please rate how strongly you agree or disagree with statements about professional development in your school.

a. Sufficient resources are available for professional development in my school.	74.1%	54.7%
b. An appropriate amount of time is provided for professional development.	63.8%	58.7%
c. Professional development offerings are data driven.	78.8%	58.3%
d. Professional learning opportunities are aligned with the school's improvement plan.	92.3%	84.6%
e. Professional development is differentiated to meet the needs of individual teachers.	74.5%	29.0%
f. Professional development deepens teachers' content knowledge.	81.8%	55.4%
g. Teachers are encouraged to reflect on their own practice.	93.2%	77.6%
h. In this school, follow up is provided from professional development.	43.4%	41.5%
i. Professional development provides ongoing opportunities for teachers to work with colleagues to refine teaching practices.	73.2%	43.1%
j. Professional development is evaluated and results are communicated to teachers.	42.0%	27.4%
k. Professional development enhances teachers' ability to implement instructional strategies that meet diverse student learning needs.	80.7%	70.3%
l. Professional development enhances teachers' abilities to improve student learning.	86.0%	74.6%



MOUNT VERNON ES (TELL ACPS 2016) 81.08% responded

MOUNT VERNON ES (TELL ACPS 2014) 89.61% responded

% Agree	
MOUNT VERNON ES TELL ACPS 2016	MOUNT VERNON ES TELL ACPS 2014

## Instructional Practices and Support

Q9.1 Please rate how strongly you agree or disagree with the following statements about instructional practices and support in your school.

a. State assessment data are available in time to impact instructional practices.	67.4%	64.6%
b. Local assessment data are available in time to impact instructional practices.	91.8%	88.9%
c. Teachers use assessment data to inform their instruction.	100.0%	95.0%
d. Teachers work in professional learning communities or cluster groups to develop and align instructional practices.	91.1%	77.4%
e. Provided supports (i.e. instructional coaching, professional learning communities, etc.) translate to improvements in instructional practices by teachers.	87.5%	65.0%
f. Teachers are encouraged to try new things to improve instruction.	91.2%	84.6%
g. Teachers are assigned classes that maximize their likelihood of success with students.	52.9%	56.9%
h. Teachers have autonomy to make decisions about instructional delivery (i.e. pacing, materials and pedagogy).	87.3%	56.5%
i. Teachers believe almost every student has the potential to do well on assignments.	96.6%	90.9%
j. Teachers believe what is taught will make a difference in students' lives.	96.4%	90.8%
k. Teachers require students to work hard.	98.3%	92.3%
l. Teachers collaborate to achieve consistency on how student work is assessed.	82.1%	75.0%
m. Teachers know what students learn in each of their classes.	76.8%	62.3%
n. Teachers have knowledge of the content covered and instructional methods used by other teachers at this school.	67.9%	67.8%

MOUNT VERNON ES (TELL ACPS 2016) 81.08% responded

MOUNT VERNON ES (TELL ACPS 2014) 89.61% responded

## % Agree

MOUNT VERNON  
ES  
TELL ACPS 2016

MOUNT VERNON  
ES  
TELL ACPS 2014

### Overall

Q10.6 Overall, my school is a good place to work and learn.

87.9%

83.8%

# School Summary Comparison Results TELL ACPS 2016

JAMES POLK ES (TELL ACPS 2016) 98.59% responded

JAMES POLK ES (TELL ACPS 2014) 100.00% responded

## % Agree

JAMES POLK ES  
TELL ACPS 2016

JAMES POLK ES  
TELL ACPS 2014

## Time

Q2.1 Please rate how strongly you agree or disagree with the following statements about the use of time in your school.

	JAMES POLK ES TELL ACPS 2016	JAMES POLK ES TELL ACPS 2014
a. Class sizes are reasonable such that teachers have the time available to meet the needs of all students.	67.2%	63.2%
b. Teachers have time available to collaborate with colleagues.	62.1%	38.8%
c. Teachers are allowed to focus on educating students with minimal interruptions.	58.5%	28.4%
d. The non-instructional time provided for teachers in my school is sufficient.	54.8%	32.4%
e. Efforts are made to minimize the amount of routine paperwork teachers are required to do.	63.6%	22.1%
f. Teachers have sufficient instructional time to meet the needs of all students.	54.7%	25.8%
g. Teachers are protected from duties that interfere with their essential role of educating students.	68.7%	57.8%

JAMES POLK ES (TELL ACPS 2016) 98.59% responded

JAMES POLK ES (TELL ACPS 2014) 100.00% responded

## % Agree

JAMES POLK ES  
TELL ACPS 2016

JAMES POLK ES  
TELL ACPS 2014

### Facilities and Resources

Q3.1 Please rate how strongly you agree or disagree with the following statements about your school facilities and resources.

a. Teachers have sufficient access to appropriate instructional materials.	67.7%	43.1%
b. Teachers have sufficient access to instructional technology, including computers, printers, software and internet access.	97.0%	85.3%
c. Teachers have access to reliable communication technology, including phones, faxes and email.	92.5%	88.4%
d. Teachers have sufficient access to office equipment and supplies such as copy machines, paper, pens, etc.	74.6%	59.4%
e. Teachers have sufficient access to a broad range of professional support personnel.	85.3%	89.7%
f. The school environment is clean and well maintained.	33.3%	73.9%
g. Teachers have adequate space to work productively.	72.1%	68.1%
h. The physical environment of classrooms in this school supports teaching and learning.	75.0%	76.8%

JAMES POLK ES (TELL ACPS 2016) 98.59% responded

JAMES POLK ES (TELL ACPS 2014) 100.00% responded

## % Agree

JAMES POLK ES  
TELL ACPS 2016

JAMES POLK ES  
TELL ACPS 2014

### Community Support and Involvement

Q4.1 Please rate how strongly you agree or disagree with the following statements about community support and involvement in your school.

a. Parents/guardians are influential decision makers in this school.	92.3%	85.2%
b. This school maintains clear, two-way communication with the community.	89.2%	90.5%
c. This school does a good job of encouraging parent/guardian involvement.	92.4%	85.1%
d. Teachers provide parents/guardians with useful information about student learning.	100.0%	95.4%
e. Parents/guardians support teachers, contributing to their success with students.	88.1%	90.9%
f. Community members support teachers, contributing to their success with students.	81.0%	82.8%
g. The community we serve is supportive of this school.	98.5%	93.4%
h. Parents/guardians know what is going on in this school.	89.1%	86.2%

JAMES POLK ES (TELL ACPS 2016) 98.59% responded

JAMES POLK ES (TELL ACPS 2014) 100.00% responded

## % Agree

JAMES POLK ES  
TELL ACPS 2016

JAMES POLK ES  
TELL ACPS 2014

### Managing Student Conduct

Q5.1 Please rate how strongly you agree or disagree with the following statements about managing student conduct in your school.

a. Students at this school understand expectations for their conduct.	97.1%	94.2%
b. Students at this school follow rules of conduct.	88.6%	92.6%
c. Policies and procedures about student conduct are clearly understood by the faculty.	89.9%	89.9%
d. School administrators consistently enforce rules for student conduct.	74.6%	68.7%
e. School administrators support teachers' efforts to maintain discipline in the classroom.	90.9%	89.4%
f. Teachers consistently enforce rules for student conduct.	86.8%	81.8%
g. The faculty work in a school environment that is safe.	95.7%	94.2%

JAMES POLK ES (TELL ACPS 2016) 98.59% responded  
 JAMES POLK ES (TELL ACPS 2014) 100.00% responded

% Agree	
JAMES POLK ES TELL ACPS 2016	JAMES POLK ES TELL ACPS 2014

## Teacher Leadership

Q6.1 Please rate how strongly you agree or disagree with the following statements about teacher leadership in your school.

a. Teachers are recognized as educational experts.	82.6%	74.2%
b. Teachers are trusted to make sound professional decisions about instruction.	92.8%	75.8%
c. Teachers are relied upon to make decisions about educational issues.	94.2%	78.8%
d. Teachers are encouraged to participate in school leadership roles.	94.1%	87.5%
e. The faculty has an effective process for making group decisions to solve problems.	73.1%	62.9%
f. In this school we take steps to solve problems.	94.1%	79.4%
g. Teachers are effective leaders in this school.	97.0%	87.9%
Q6.5 Teachers have an appropriate level of influence on decision making in this school.	75.0%	72.1%

% Agree	
JAMES POLK ES TELL ACPS 2016	JAMES POLK ES TELL ACPS 2014

## School Leadership

Q7.1 Please rate how strongly you agree or disagree with the following statements about school leadership in your school.

a. The faculty and leadership have a shared vision.	91.3%	87.9%
b. There is an atmosphere of trust and mutual respect in this school.	87.0%	88.2%
c. Teachers feel comfortable raising issues and concerns that are important to them.	95.6%	91.2%
d. The school leadership consistently supports teachers.	89.7%	86.4%
e. Teachers are held to high professional standards for delivering instruction.	92.6%	92.5%
f. The school leadership facilitates using data to improve student learning.	98.6%	93.8%
g. Teacher performance is assessed objectively.	85.2%	81.4%
h. Teachers receive feedback that can help them improve teaching.	83.9%	75.4%
i. The procedures for teacher evaluation are consistent.	78.7%	65.5%
j. The school improvement team provides effective leadership at this school.	84.4%	78.7%
k. The faculty are recognized for accomplishments.	88.1%	81.8%

Q7.3 The school leadership makes a sustained effort to address teacher concerns about:

a. Leadership issues	85.2%	79.6%
b. Facilities and resources	86.4%	72.6%
c. The use of time in my school	87.7%	62.1%
d. Professional development	82.8%	70.0%
e. Teacher leadership	95.0%	76.8%
f. Community support and involvement	95.1%	84.9%
g. Managing student conduct	92.2%	88.7%
h. Instructional practices and support	88.9%	81.4%
i. New teacher support	78.9%	67.9%



JAMES POLK ES (TELL ACPS 2016) 98.59% responded

JAMES POLK ES (TELL ACPS 2014) 100.00% responded

**% Agree**

JAMES POLK ES  
TELL ACPS 2016

JAMES POLK ES  
TELL ACPS 2014

## Professional Development

Q8.1 Please rate how strongly you agree or disagree with statements about professional development in your school.

a. Sufficient resources are available for professional development in my school.	76.2%	59.0%
b. An appropriate amount of time is provided for professional development.	72.5%	62.5%
c. Professional development offerings are data driven.	75.0%	70.7%
d. Professional learning opportunities are aligned with the school's improvement plan.	87.7%	81.8%
e. Professional development is differentiated to meet the needs of individual teachers.	50.8%	38.7%
f. Professional development deepens teachers' content knowledge.	65.1%	47.6%
g. Teachers are encouraged to reflect on their own practice.	85.0%	86.2%
h. In this school, follow up is provided from professional development.	52.5%	77.4%
i. Professional development provides ongoing opportunities for teachers to work with colleagues to refine teaching practices.	74.6%	68.7%
j. Professional development is evaluated and results are communicated to teachers.	51.7%	61.0%
k. Professional development enhances teachers' ability to implement instructional strategies that meet diverse student learning needs.	78.1%	76.6%
l. Professional development enhances teachers' abilities to improve student learning.	78.5%	78.1%

JAMES POLK ES (TELL ACPS 2016) 98.59% responded

JAMES POLK ES (TELL ACPS 2014) 100.00% responded

**% Agree**

JAMES POLK ES  
TELL ACPS 2016

JAMES POLK ES  
TELL ACPS 2014

## Instructional Practices and Support

Q9.1 Please rate how strongly you agree or disagree with the following statements about instructional practices and support in your school.

	JAMES POLK ES TELL ACPS 2016	JAMES POLK ES TELL ACPS 2014
a. State assessment data are available in time to impact instructional practices.	75.9%	56.9%
b. Local assessment data are available in time to impact instructional practices.	94.9%	84.5%
c. Teachers use assessment data to inform their instruction.	95.2%	93.9%
d. Teachers work in professional learning communities or cluster groups to develop and align instructional practices.	81.5%	65.1%
e. Provided supports (i.e. instructional coaching, professional learning communities, etc.) translate to improvements in instructional practices by teachers.	76.7%	63.8%
f. Teachers are encouraged to try new things to improve instruction.	90.6%	90.5%
g. Teachers are assigned classes that maximize their likelihood of success with students.	71.2%	42.6%
h. Teachers have autonomy to make decisions about instructional delivery (i.e. pacing, materials and pedagogy).	82.5%	58.3%
i. Teachers believe almost every student has the potential to do well on assignments.	98.5%	93.8%
j. Teachers believe what is taught will make a difference in students' lives.	96.9%	86.2%
k. Teachers require students to work hard.	100.0%	98.5%
l. Teachers collaborate to achieve consistency on how student work is assessed.	92.1%	65.1%
m. Teachers know what students learn in each of their classes.	90.5%	74.6%
n. Teachers have knowledge of the content covered and instructional methods used by other teachers at this school.	83.1%	64.9%

JAMES POLK ES (TELL ACPS 2016) 98.59% responded

JAMES POLK ES (TELL ACPS 2014) 100.00% responded

## Overall

Q10.6 Overall, my school is a good place to work and learn.

% Agree	
JAMES POLK ES TELL ACPS 2016	JAMES POLK ES TELL ACPS 2014
84.3%	89.6%

# School Summary Comparison Results TELL ACPS 2016

WILLIAM RAMSAY ES (TELL ACPS 2016) 62.50% responded

WILLIAM RAMSAY ES (TELL ACPS 2014) 64.10% responded

% Agree	
WILLIAM RAMSAY ES TELL ACPS 2016	WILLIAM RAMSAY ES TELL ACPS 2014

## Time

Q2.1 Please rate how strongly you agree or disagree with the following statements about the use of time in your school.

a. Class sizes are reasonable such that teachers have the time available to meet the needs of all students.	64.0%	68.7%
b. Teachers have time available to collaborate with colleagues.	81.6%	51.0%
c. Teachers are allowed to focus on educating students with minimal interruptions.	81.6%	51.0%
d. The non-instructional time provided for teachers in my school is sufficient.	59.2%	38.0%
e. Efforts are made to minimize the amount of routine paperwork teachers are required to do.	73.5%	32.7%
f. Teachers have sufficient instructional time to meet the needs of all students.	66.0%	53.1%
g. Teachers are protected from duties that interfere with their essential role of educating students.	84.0%	54.2%

WILLIAM RAMSAY ES (TELL ACPS 2016) 62.50% responded

WILLIAM RAMSAY ES (TELL ACPS 2014) 64.10% responded

% Agree	
WILLIAM RAMSAY ES TELL ACPS 2016	WILLIAM RAMSAY ES TELL ACPS 2014

## Facilities and Resources

Q3.1 Please rate how strongly you agree or disagree with the following statements about your school facilities and resources.

a. Teachers have sufficient access to appropriate instructional materials.	63.8%	75.0%
b. Teachers have sufficient access to instructional technology, including computers, printers, software and internet access.	67.3%	78.0%
c. Teachers have access to reliable communication technology, including phones, faxes and email.	84.0%	92.0%
d. Teachers have sufficient access to office equipment and supplies such as copy machines, paper, pens, etc.	42.0%	63.3%
e. Teachers have sufficient access to a broad range of professional support personnel.	85.7%	86.0%
f. The school environment is clean and well maintained.	30.0%	68.0%
g. Teachers have adequate space to work productively.	66.0%	74.0%
h. The physical environment of classrooms in this school supports teaching and learning.	58.0%	84.0%

WILLIAM RAMSAY ES (TELL ACPS 2016) 62.50% responded

WILLIAM RAMSAY ES (TELL ACPS 2014) 64.10% responded

% Agree	
WILLIAM RAMSAY ES TELL ACPS 2016	WILLIAM RAMSAY ES TELL ACPS 2014

## Community Support and Involvement

Q4.1 Please rate how strongly you agree or disagree with the following statements about community support and involvement in your school.

a. Parents/guardians are influential decision makers in this school.	34.8%	33.3%
b. This school maintains clear, two-way communication with the community.	82.2%	69.6%
c. This school does a good job of encouraging parent/guardian involvement.	93.9%	88.0%
d. Teachers provide parents/guardians with useful information about student learning.	97.9%	91.8%
e. Parents/guardians support teachers, contributing to their success with students.	61.7%	66.0%
f. Community members support teachers, contributing to their success with students.	63.4%	61.0%
g. The community we serve is supportive of this school.	71.4%	75.0%
h. Parents/guardians know what is going on in this school.	68.1%	59.6%

WILLIAM RAMSAY ES (TELL ACPS 2016) 62.50% responded

WILLIAM RAMSAY ES (TELL ACPS 2014) 64.10% responded

% Agree	
WILLIAM RAMSAY ES TELL ACPS 2016	WILLIAM RAMSAY ES TELL ACPS 2014

## Managing Student Conduct

Q5.1 Please rate how strongly you agree or disagree with the following statements about managing student conduct in your school.

a. Students at this school understand expectations for their conduct.	78.0%	61.2%
b. Students at this school follow rules of conduct.	62.0%	45.8%
c. Policies and procedures about student conduct are clearly understood by the faculty.	72.9%	62.5%
d. School administrators consistently enforce rules for student conduct.	78.3%	51.1%
e. School administrators support teachers' efforts to maintain discipline in the classroom.	83.3%	60.4%
f. Teachers consistently enforce rules for student conduct.	81.6%	84.8%
g. The faculty work in a school environment that is safe.	94.0%	94.0%

WILLIAM RAMSAY ES (TELL ACPS 2016) 62.50% responded

WILLIAM RAMSAY ES (TELL ACPS 2014) 64.10% responded

% Agree	
WILLIAM RAMSAY ES TELL ACPS 2016	WILLIAM RAMSAY ES TELL ACPS 2014

## Teacher Leadership

Q6.1 Please rate how strongly you agree or disagree with the following statements about teacher leadership in your school.

a. Teachers are recognized as educational experts.	79.6%	77.1%
b. Teachers are trusted to make sound professional decisions about instruction.	84.0%	63.8%
c. Teachers are relied upon to make decisions about educational issues.	82.0%	68.9%
d. Teachers are encouraged to participate in school leadership roles.	90.0%	85.7%
e. The faculty has an effective process for making group decisions to solve problems.	68.7%	67.4%
f. In this school we take steps to solve problems.	89.8%	67.3%
g. Teachers are effective leaders in this school.	89.8%	79.6%
Q6.5 Teachers have an appropriate level of influence on decision making in this school.	76.6%	41.7%



WILLIAM RAMSAY ES (TELL ACPS 2016) 62.50% responded

WILLIAM RAMSAY ES (TELL ACPS 2014) 64.10% responded

% Agree	
WILLIAM RAMSAY ES TELL ACPS 2016	WILLIAM RAMSAY ES TELL ACPS 2014

## School Leadership

Q7.1 Please rate how strongly you agree or disagree with the following statements about school leadership in your school.

a. The faculty and leadership have a shared vision.	87.8%	66.0%
b. There is an atmosphere of trust and mutual respect in this school.	83.3%	42.9%
c. Teachers feel comfortable raising issues and concerns that are important to them.	79.2%	28.0%
d. The school leadership consistently supports teachers.	85.7%	51.0%
e. Teachers are held to high professional standards for delivering instruction.	91.8%	93.7%
f. The school leadership facilitates using data to improve student learning.	96.0%	95.9%
g. Teacher performance is assessed objectively.	84.4%	84.8%
h. Teachers receive feedback that can help them improve teaching.	87.2%	68.2%
i. The procedures for teacher evaluation are consistent.	86.4%	83.7%
j. The school improvement team provides effective leadership at this school.	95.3%	72.2%
k. The faculty are recognized for accomplishments.	76.0%	89.8%

Q7.3 The school leadership makes a sustained effort to address teacher concerns about:

a. Leadership issues	81.1%	46.2%
b. Facilities and resources	73.5%	78.7%
c. The use of time in my school	72.0%	55.3%
d. Professional development	87.5%	71.7%
e. Teacher leadership	90.9%	73.8%
f. Community support and involvement	87.0%	65.0%
g. Managing student conduct	75.0%	51.1%
h. Instructional practices and support	83.7%	80.0%
i. New teacher support	84.4%	82.6%

WILLIAM RAMSAY ES (TELL ACPS 2016) 62.50% responded

WILLIAM RAMSAY ES (TELL ACPS 2014) 64.10% responded

% Agree	
WILLIAM RAMSAY ES TELL ACPS 2016	WILLIAM RAMSAY ES TELL ACPS 2014

## Professional Development

Q8.1 Please rate how strongly you agree or disagree with statements about professional development in your school.

a. Sufficient resources are available for professional development in my school.	88.9%	87.8%
b. An appropriate amount of time is provided for professional development.	86.0%	83.3%
c. Professional development offerings are data driven.	86.7%	70.3%
d. Professional learning opportunities are aligned with the school's improvement plan.	85.7%	94.3%
e. Professional development is differentiated to meet the needs of individual teachers.	73.5%	46.8%
f. Professional development deepens teachers' content knowledge.	80.0%	55.3%
g. Teachers are encouraged to reflect on their own practice.	89.8%	89.8%
h. In this school, follow up is provided from professional development.	61.7%	41.3%
i. Professional development provides ongoing opportunities for teachers to work with colleagues to refine teaching practices.	68.0%	73.9%
j. Professional development is evaluated and results are communicated to teachers.	47.8%	37.8%
k. Professional development enhances teachers' ability to implement instructional strategies that meet diverse student learning needs.	85.7%	80.9%
l. Professional development enhances teachers' abilities to improve student learning.	85.4%	87.2%

WILLIAM RAMSAY ES (TELL ACPS 2016) 62.50% responded

WILLIAM RAMSAY ES (TELL ACPS 2014) 64.10% responded

% Agree	
WILLIAM RAMSAY ES TELL ACPS 2016	WILLIAM RAMSAY ES TELL ACPS 2014

## Instructional Practices and Support

Q9.1 Please rate how strongly you agree or disagree with the following statements about instructional practices and support in your school.

a. State assessment data are available in time to impact instructional practices.	70.3%	60.5%
b. Local assessment data are available in time to impact instructional practices.	86.8%	71.1%
c. Teachers use assessment data to inform their instruction.	93.5%	95.6%
d. Teachers work in professional learning communities or cluster groups to develop and align instructional practices.	87.2%	84.0%
e. Provided supports (i.e. instructional coaching, professional learning communities, etc.) translate to improvements in instructional practices by teachers.	87.5%	78.3%
f. Teachers are encouraged to try new things to improve instruction.	89.4%	75.0%
g. Teachers are assigned classes that maximize their likelihood of success with students.	64.9%	55.3%
h. Teachers have autonomy to make decisions about instructional delivery (i.e. pacing, materials and pedagogy).	68.1%	63.8%
i. Teachers believe almost every student has the potential to do well on assignments.	91.8%	89.8%
j. Teachers believe what is taught will make a difference in students' lives.	89.4%	93.6%
k. Teachers require students to work hard.	93.6%	97.9%
l. Teachers collaborate to achieve consistency on how student work is assessed.	87.5%	89.6%
m. Teachers know what students learn in each of their classes.	89.1%	84.4%
n. Teachers have knowledge of the content covered and instructional methods used by other teachers at this school.	79.2%	78.3%

WILLIAM RAMSAY ES (TELL ACPS 2016) 62.50% responded

WILLIAM RAMSAY ES (TELL ACPS 2014) 64.10% responded

## % Agree

WILLIAM RAMSAY  
ES  
TELL ACPS 2016

WILLIAM RAMSAY  
ES  
TELL ACPS 2014

### Overall

Q10.6 Overall, my school is a good place to work and learn.

82.0%

73.5%

# School Summary Comparison Results TELL ACPS 2016

SAMUEL TUCKER ES (TELL ACPS 2016) 77.78% responded

SAMUEL TUCKER ES (TELL ACPS 2014) 73.91% responded

% Agree	
SAMUEL TUCKER ES TELL ACPS 2016	SAMUEL TUCKER ES TELL ACPS 2014

## Time

Q2.1 Please rate how strongly you agree or disagree with the following statements about the use of time in your school.

a. Class sizes are reasonable such that teachers have the time available to meet the needs of all students.	58.9%	58.0%
b. Teachers have time available to collaborate with colleagues.	67.9%	44.0%
c. Teachers are allowed to focus on educating students with minimal interruptions.	56.4%	44.0%
d. The non-instructional time provided for teachers in my school is sufficient.	49.1%	40.0%
e. Efforts are made to minimize the amount of routine paperwork teachers are required to do.	66.0%	44.9%
f. Teachers have sufficient instructional time to meet the needs of all students.	54.5%	48.0%
g. Teachers are protected from duties that interfere with their essential role of educating students.	67.3%	56.0%

SAMUEL TUCKER ES (TELL ACPS 2016) 77.78% responded

SAMUEL TUCKER ES (TELL ACPS 2014) 73.91% responded

% Agree	
SAMUEL TUCKER ES TELL ACPS 2016	SAMUEL TUCKER ES TELL ACPS 2014

## Facilities and Resources

Q3.1 Please rate how strongly you agree or disagree with the following statements about your school facilities and resources.

a. Teachers have sufficient access to appropriate instructional materials.	81.5%	76.0%
b. Teachers have sufficient access to instructional technology, including computers, printers, software and internet access.	89.3%	78.4%
c. Teachers have access to reliable communication technology, including phones, faxes and email.	94.6%	92.2%
d. Teachers have sufficient access to office equipment and supplies such as copy machines, paper, pens, etc.	83.9%	82.4%
e. Teachers have sufficient access to a broad range of professional support personnel.	76.8%	86.3%
f. The school environment is clean and well maintained.	73.2%	58.8%
g. Teachers have adequate space to work productively.	85.5%	90.2%
h. The physical environment of classrooms in this school supports teaching and learning.	92.9%	96.1%

SAMUEL TUCKER ES (TELL ACPS 2016) 77.78% responded

SAMUEL TUCKER ES (TELL ACPS 2014) 73.91% responded

% Agree	
SAMUEL TUCKER ES TELL ACPS 2016	SAMUEL TUCKER ES TELL ACPS 2014

## Community Support and Involvement

Q4.1 Please rate how strongly you agree or disagree with the following statements about community support and involvement in your school.

a. Parents/guardians are influential decision makers in this school.	86.8%	98.0%
b. This school maintains clear, two-way communication with the community.	98.1%	88.0%
c. This school does a good job of encouraging parent/guardian involvement.	98.2%	88.2%
d. Teachers provide parents/guardians with useful information about student learning.	98.1%	94.1%
e. Parents/guardians support teachers, contributing to their success with students.	86.3%	87.8%
f. Community members support teachers, contributing to their success with students.	87.2%	95.7%
g. The community we serve is supportive of this school.	92.3%	97.9%
h. Parents/guardians know what is going on in this school.	88.7%	91.7%

SAMUEL TUCKER ES (TELL ACPS 2016) 77.78% responded

SAMUEL TUCKER ES (TELL ACPS 2014) 73.91% responded

% Agree	
SAMUEL TUCKER ES TELL ACPS 2016	SAMUEL TUCKER ES TELL ACPS 2014

## Managing Student Conduct

Q5.1 Please rate how strongly you agree or disagree with the following statements about managing student conduct in your school.

a. Students at this school understand expectations for their conduct.	98.2%	86.3%
b. Students at this school follow rules of conduct.	87.5%	70.6%
c. Policies and procedures about student conduct are clearly understood by the faculty.	80.0%	72.0%
d. School administrators consistently enforce rules for student conduct.	67.9%	44.0%
e. School administrators support teachers' efforts to maintain discipline in the classroom.	83.6%	54.0%
f. Teachers consistently enforce rules for student conduct.	85.5%	90.2%
g. The faculty work in a school environment that is safe.	98.2%	82.4%



SAMUEL TUCKER ES (TELL ACPS 2016) 77.78% responded

SAMUEL TUCKER ES (TELL ACPS 2014) 73.91% responded

% Agree	
SAMUEL TUCKER ES TELL ACPS 2016	SAMUEL TUCKER ES TELL ACPS 2014

## Teacher Leadership

Q6.1 Please rate how strongly you agree or disagree with the following statements about teacher leadership in your school.

a. Teachers are recognized as educational experts.	87.3%	68.6%
b. Teachers are trusted to make sound professional decisions about instruction.	87.5%	64.7%
c. Teachers are relied upon to make decisions about educational issues.	83.3%	70.0%
d. Teachers are encouraged to participate in school leadership roles.	96.4%	88.2%
e. The faculty has an effective process for making group decisions to solve problems.	71.4%	51.0%
f. In this school we take steps to solve problems.	76.4%	62.7%
g. Teachers are effective leaders in this school.	80.0%	88.2%
Q6.5 Teachers have an appropriate level of influence on decision making in this school.	77.8%	58.3%

SAMUEL TUCKER ES (TELL ACPS 2016) 77.78% responded

SAMUEL TUCKER ES (TELL ACPS 2014) 73.91% responded

% Agree	
SAMUEL TUCKER ES TELL ACPS 2016	SAMUEL TUCKER ES TELL ACPS 2014

## School Leadership

Q7.1 Please rate how strongly you agree or disagree with the following statements about school leadership in your school.

a. The faculty and leadership have a shared vision.	87.0%	66.0%
b. There is an atmosphere of trust and mutual respect in this school.	78.6%	66.7%
c. Teachers feel comfortable raising issues and concerns that are important to them.	83.9%	76.5%
d. The school leadership consistently supports teachers.	85.7%	68.6%
e. Teachers are held to high professional standards for delivering instruction.	92.9%	88.2%
f. The school leadership facilitates using data to improve student learning.	94.6%	86.0%
g. Teacher performance is assessed objectively.	96.3%	72.0%
h. Teachers receive feedback that can help them improve teaching.	90.9%	72.0%
i. The procedures for teacher evaluation are consistent.	87.0%	53.1%
j. The school improvement team provides effective leadership at this school.	87.0%	74.4%
k. The faculty are recognized for accomplishments.	87.3%	86.3%

Q7.3 The school leadership makes a sustained effort to address teacher concerns about:

a. Leadership issues	81.6%	73.9%
b. Facilities and resources	85.2%	78.4%
c. The use of time in my school	63.5%	54.2%
d. Professional development	89.1%	65.3%
e. Teacher leadership	81.1%	80.9%
f. Community support and involvement	85.1%	84.1%
g. Managing student conduct	75.5%	56.0%
h. Instructional practices and support	83.3%	72.0%
i. New teacher support	72.9%	68.2%

SAMUEL TUCKER ES (TELL ACPS 2016) 77.78% responded

SAMUEL TUCKER ES (TELL ACPS 2014) 73.91% responded

% Agree	
SAMUEL TUCKER ES TELL ACPS 2016	SAMUEL TUCKER ES TELL ACPS 2014

## Professional Development

Q8.1 Please rate how strongly you agree or disagree with statements about professional development in your school.

a. Sufficient resources are available for professional development in my school.	76.9%	70.2%
b. An appropriate amount of time is provided for professional development.	73.6%	64.0%
c. Professional development offerings are data driven.	80.4%	71.4%
d. Professional learning opportunities are aligned with the school's improvement plan.	94.0%	84.6%
e. Professional development is differentiated to meet the needs of individual teachers.	50.0%	34.0%
f. Professional development deepens teachers' content knowledge.	66.0%	47.9%
g. Teachers are encouraged to reflect on their own practice.	90.6%	88.0%
h. In this school, follow up is provided from professional development.	59.2%	38.3%
i. Professional development provides ongoing opportunities for teachers to work with colleagues to refine teaching practices.	57.4%	43.7%
j. Professional development is evaluated and results are communicated to teachers.	54.3%	40.0%
k. Professional development enhances teachers' ability to implement instructional strategies that meet diverse student learning needs.	84.6%	54.2%
l. Professional development enhances teachers' abilities to improve student learning.	81.1%	56.2%

SAMUEL TUCKER ES (TELL ACPS 2016) 77.78% responded

SAMUEL TUCKER ES (TELL ACPS 2014) 73.91% responded

% Agree	
SAMUEL TUCKER ES TELL ACPS 2016	SAMUEL TUCKER ES TELL ACPS 2014

## Instructional Practices and Support

Q9.1 Please rate how strongly you agree or disagree with the following statements about instructional practices and support in your school.

a. State assessment data are available in time to impact instructional practices.	58.3%	45.2%
b. Local assessment data are available in time to impact instructional practices.	77.6%	69.6%
c. Teachers use assessment data to inform their instruction.	88.7%	83.0%
d. Teachers work in professional learning communities or cluster groups to develop and align instructional practices.	92.9%	70.8%
e. Provided supports (i.e. instructional coaching, professional learning communities, etc.) translate to improvements in instructional practices by teachers.	70.6%	57.4%
f. Teachers are encouraged to try new things to improve instruction.	94.3%	93.5%
g. Teachers are assigned classes that maximize their likelihood of success with students.	63.0%	46.3%
h. Teachers have autonomy to make decisions about instructional delivery (i.e. pacing, materials and pedagogy).	84.6%	57.4%
i. Teachers believe almost every student has the potential to do well on assignments.	90.9%	91.5%
j. Teachers believe what is taught will make a difference in students' lives.	94.5%	91.7%
k. Teachers require students to work hard.	100.0%	97.9%
l. Teachers collaborate to achieve consistency on how student work is assessed.	86.3%	69.6%
m. Teachers know what students learn in each of their classes.	76.0%	85.1%
n. Teachers have knowledge of the content covered and instructional methods used by other teachers at this school.	73.1%	66.0%

SAMUEL TUCKER ES (TELL ACPS 2016) 77.78% responded

SAMUEL TUCKER ES (TELL ACPS 2014) 73.91% responded

## % Agree

SAMUEL TUCKER  
ES  
TELL ACPS 2016

SAMUEL TUCKER  
ES  
TELL ACPS 2014

### Overall

Q10.6 Overall, my school is a good place to work and learn.

92.6%

84.0%

# School Summary Comparison Results TELL ACPS 2016

FRANCIS HAMMOND 1 MS (TELL ACPS 2016) 76.98% responded

FRANCIS HAMMOND 1 MS (TELL ACPS 2014) 57.41% responded

% Agree	
FRANCIS HAMMOND 1 MS TELL ACPS 2016	FRANCIS HAMMOND 1 MS TELL ACPS 2014

## Time

Q2.1 Please rate how strongly you agree or disagree with the following statements about the use of time in your school.

a. Class sizes are reasonable such that teachers have the time available to meet the needs of all students.	54.9%	56.7%
b. Teachers have time available to collaborate with colleagues.	65.0%	30.0%
c. Teachers are allowed to focus on educating students with minimal interruptions.	54.9%	40.0%
d. The non-instructional time provided for teachers in my school is sufficient.	56.3%	25.8%
e. Efforts are made to minimize the amount of routine paperwork teachers are required to do.	46.0%	32.1%
f. Teachers have sufficient instructional time to meet the needs of all students.	45.0%	45.2%
g. Teachers are protected from duties that interfere with their essential role of educating students.	75.5%	51.6%

FRANCIS HAMMOND 1 MS (TELL ACPS 2016) 76.98% responded

FRANCIS HAMMOND 1 MS (TELL ACPS 2014) 57.41% responded

% Agree	
FRANCIS HAMMOND 1 MS TELL ACPS 2016	FRANCIS HAMMOND 1 MS TELL ACPS 2014

## Facilities and Resources

Q3.1 Please rate how strongly you agree or disagree with the following statements about your school facilities and resources.

a. Teachers have sufficient access to appropriate instructional materials.	63.1%	67.7%
b. Teachers have sufficient access to instructional technology, including computers, printers, software and internet access.	70.2%	61.3%
c. Teachers have access to reliable communication technology, including phones, faxes and email.	88.2%	77.4%
d. Teachers have sufficient access to office equipment and supplies such as copy machines, paper, pens, etc.	66.3%	51.6%
e. Teachers have sufficient access to a broad range of professional support personnel.	76.5%	63.3%
f. The school environment is clean and well maintained.	61.9%	61.3%
g. Teachers have adequate space to work productively.	83.0%	74.2%
h. The physical environment of classrooms in this school supports teaching and learning.	76.2%	74.2%

FRANCIS HAMMOND 1 MS (TELL ACPS 2016) 76.98% responded

FRANCIS HAMMOND 1 MS (TELL ACPS 2014) 57.41% responded

% Agree	
FRANCIS HAMMOND 1 MS TELL ACPS 2016	FRANCIS HAMMOND 1 MS TELL ACPS 2014

## Community Support and Involvement

Q4.1 Please rate how strongly you agree or disagree with the following statements about community support and involvement in your school.

a. Parents/guardians are influential decision makers in this school.	53.5%	46.4%
b. This school maintains clear, two-way communication with the community.	83.7%	65.4%
c. This school does a good job of encouraging parent/guardian involvement.	80.4%	72.4%
d. Teachers provide parents/guardians with useful information about student learning.	91.8%	73.3%
e. Parents/guardians support teachers, contributing to their success with students.	52.0%	56.7%
f. Community members support teachers, contributing to their success with students.	61.4%	59.3%
g. The community we serve is supportive of this school.	64.0%	62.1%
h. Parents/guardians know what is going on in this school.	70.5%	60.7%



FRANCIS HAMMOND 1 MS (TELL ACPS 2016) 76.98% responded

FRANCIS HAMMOND 1 MS (TELL ACPS 2014) 57.41% responded

% Agree	
FRANCIS HAMMOND 1 MS TELL ACPS 2016	FRANCIS HAMMOND 1 MS TELL ACPS 2014

## Managing Student Conduct

Q5.1 Please rate how strongly you agree or disagree with the following statements about managing student conduct in your school.

a. Students at this school understand expectations for their conduct.	80.8%	64.5%
b. Students at this school follow rules of conduct.	56.9%	48.4%
c. Policies and procedures about student conduct are clearly understood by the faculty.	74.3%	64.5%
d. School administrators consistently enforce rules for student conduct.	70.4%	69.0%
e. School administrators support teachers' efforts to maintain discipline in the classroom.	79.2%	76.7%
f. Teachers consistently enforce rules for student conduct.	74.7%	54.8%
g. The faculty work in a school environment that is safe.	86.3%	83.9%

FRANCIS HAMMOND 1 MS (TELL ACPS 2016) 76.98% responded

FRANCIS HAMMOND 1 MS (TELL ACPS 2014) 57.41% responded

% Agree	
FRANCIS HAMMOND 1 MS TELL ACPS 2016	FRANCIS HAMMOND 1 MS TELL ACPS 2014

## Teacher Leadership

Q6.1 Please rate how strongly you agree or disagree with the following statements about teacher leadership in your school.

a. Teachers are recognized as educational experts.	70.0%	55.2%
b. Teachers are trusted to make sound professional decisions about instruction.	66.0%	53.3%
c. Teachers are relied upon to make decisions about educational issues.	58.9%	46.4%
d. Teachers are encouraged to participate in school leadership roles.	91.5%	79.3%
e. The faculty has an effective process for making group decisions to solve problems.	63.4%	42.9%
f. In this school we take steps to solve problems.	82.2%	53.3%
g. Teachers are effective leaders in this school.	73.3%	61.3%
Q6.5 Teachers have an appropriate level of influence on decision making in this school.	48.4%	26.7%

FRANCIS HAMMOND 1 MS (TELL ACPS 2016) 76.98% responded

FRANCIS HAMMOND 1 MS (TELL ACPS 2014) 57.41% responded

% Agree	
FRANCIS HAMMOND 1 MS TELL ACPS 2016	FRANCIS HAMMOND 1 MS TELL ACPS 2014

## School Leadership

Q7.1 Please rate how strongly you agree or disagree with the following statements about school leadership in your school.

a. The faculty and leadership have a shared vision.	87.4%	66.7%
b. There is an atmosphere of trust and mutual respect in this school.	78.4%	55.2%
c. Teachers feel comfortable raising issues and concerns that are important to them.	76.6%	56.7%
d. The school leadership consistently supports teachers.	80.9%	58.6%
e. Teachers are held to high professional standards for delivering instruction.	90.9%	83.3%
f. The school leadership facilitates using data to improve student learning.	85.1%	80.0%
g. Teacher performance is assessed objectively.	78.2%	75.9%
h. Teachers receive feedback that can help them improve teaching.	81.1%	69.0%
i. The procedures for teacher evaluation are consistent.	84.3%	72.0%
j. The school improvement team provides effective leadership at this school.	79.2%	60.9%
k. The faculty are recognized for accomplishments.	91.6%	69.0%

Q7.3 The school leadership makes a sustained effort to address teacher concerns about:

a. Leadership issues	85.9%	58.6%
b. Facilities and resources	84.3%	77.8%
c. The use of time in my school	69.9%	48.3%
d. Professional development	76.1%	55.6%
e. Teacher leadership	88.2%	65.4%
f. Community support and involvement	84.0%	62.5%
g. Managing student conduct	77.1%	66.7%
h. Instructional practices and support	86.2%	64.3%
i. New teacher support	82.9%	48.0%

FRANCIS HAMMOND 1 MS (TELL ACPS 2016) 76.98% responded

FRANCIS HAMMOND 1 MS (TELL ACPS 2014) 57.41% responded

% Agree	
FRANCIS HAMMOND 1 MS TELL ACPS 2016	FRANCIS HAMMOND 1 MS TELL ACPS 2014

## Professional Development

Q8.1 Please rate how strongly you agree or disagree with statements about professional development in your school.

a. Sufficient resources are available for professional development in my school.	68.7%	50.0%
b. An appropriate amount of time is provided for professional development.	67.3%	50.0%
c. Professional development offerings are data driven.	63.6%	51.9%
d. Professional learning opportunities are aligned with the school's improvement plan.	83.3%	72.2%
e. Professional development is differentiated to meet the needs of individual teachers.	50.6%	25.9%
f. Professional development deepens teachers' content knowledge.	60.0%	42.9%
g. Teachers are encouraged to reflect on their own practice.	86.7%	65.5%
h. In this school, follow up is provided from professional development.	54.0%	31.0%
i. Professional development provides ongoing opportunities for teachers to work with colleagues to refine teaching practices.	76.9%	34.6%
j. Professional development is evaluated and results are communicated to teachers.	50.0%	30.8%
k. Professional development enhances teachers' ability to implement instructional strategies that meet diverse student learning needs.	73.0%	46.2%
l. Professional development enhances teachers' abilities to improve student learning.	76.9%	57.7%

FRANCIS HAMMOND 1 MS (TELL ACPS 2016) 76.98% responded

FRANCIS HAMMOND 1 MS (TELL ACPS 2014) 57.41% responded

% Agree	
FRANCIS HAMMOND 1 MS TELL ACPS 2016	FRANCIS HAMMOND 1 MS TELL ACPS 2014

## Instructional Practices and Support

Q9.1 Please rate how strongly you agree or disagree with the following statements about instructional practices and support in your school.

a. State assessment data are available in time to impact instructional practices.	57.6%	44.4%
b. Local assessment data are available in time to impact instructional practices.	78.9%	76.9%
c. Teachers use assessment data to inform their instruction.	90.1%	79.3%
d. Teachers work in professional learning communities or cluster groups to develop and align instructional practices.	90.7%	60.7%
e. Provided supports (i.e. instructional coaching, professional learning communities, etc.) translate to improvements in instructional practices by teachers.	65.6%	50.0%
f. Teachers are encouraged to try new things to improve instruction.	84.0%	75.9%
g. Teachers are assigned classes that maximize their likelihood of success with students.	51.2%	32.1%
h. Teachers have autonomy to make decisions about instructional delivery (i.e. pacing, materials and pedagogy).	58.7%	60.7%
i. Teachers believe almost every student has the potential to do well on assignments.	87.0%	82.1%
j. Teachers believe what is taught will make a difference in students' lives.	85.1%	85.2%
k. Teachers require students to work hard.	90.5%	89.7%
l. Teachers collaborate to achieve consistency on how student work is assessed.	80.2%	51.9%
m. Teachers know what students learn in each of their classes.	70.0%	34.5%
n. Teachers have knowledge of the content covered and instructional methods used by other teachers at this school.	71.9%	30.0%

FRANCIS HAMMOND 1 MS (TELL ACPS 2016) 76.98% responded

FRANCIS HAMMOND 1 MS (TELL ACPS 2014) 57.41% responded

## % Agree

FRANCIS  
HAMMOND 1 MS  
TELL ACPS 2016

FRANCIS  
HAMMOND 1 MS  
TELL ACPS 2014

### Overall

Q10.6 Overall, my school is a good place to work and learn.

89.2%

63.3%

# School Summary Comparison Results TELL ACPS 2016

GEO WASHINGTON 1 MS (TELL ACPS 2016) 82.64% responded

GEO WASHINGTON 1 MS (TELL ACPS 2014) 56.45% responded

% Agree	
GEO WASHINGTON 1 MS TELL ACPS 2016	GEO WASHINGTON 1 MS TELL ACPS 2014

## Time

Q2.1 Please rate how strongly you agree or disagree with the following statements about the use of time in your school.

a. Class sizes are reasonable such that teachers have the time available to meet the needs of all students.	50.5%	51.4%
b. Teachers have time available to collaborate with colleagues.	55.1%	41.2%
c. Teachers are allowed to focus on educating students with minimal interruptions.	40.6%	32.4%
d. The non-instructional time provided for teachers in my school is sufficient.	28.9%	36.4%
e. Efforts are made to minimize the amount of routine paperwork teachers are required to do.	47.9%	45.5%
f. Teachers have sufficient instructional time to meet the needs of all students.	50.5%	33.3%
g. Teachers are protected from duties that interfere with their essential role of educating students.	68.1%	65.6%

GEO WASHINGTON 1 MS (TELL ACPS 2016) 82.64% responded

GEO WASHINGTON 1 MS (TELL ACPS 2014) 56.45% responded

% Agree	
GEO WASHINGTON 1 MS TELL ACPS 2016	GEO WASHINGTON 1 MS TELL ACPS 2014

## Facilities and Resources

Q3.1 Please rate how strongly you agree or disagree with the following statements about your school facilities and resources.

a. Teachers have sufficient access to appropriate instructional materials.	66.3%	66.7%
b. Teachers have sufficient access to instructional technology, including computers, printers, software and internet access.	51.0%	45.5%
c. Teachers have access to reliable communication technology, including phones, faxes and email.	72.7%	75.8%
d. Teachers have sufficient access to office equipment and supplies such as copy machines, paper, pens, etc.	25.3%	39.4%
e. Teachers have sufficient access to a broad range of professional support personnel.	79.6%	85.3%
f. The school environment is clean and well maintained.	60.2%	50.0%
g. Teachers have adequate space to work productively.	88.2%	66.7%
h. The physical environment of classrooms in this school supports teaching and learning.	72.7%	64.7%



GEO WASHINGTON 1 MS (TELL ACPS 2016) 82.64% responded

GEO WASHINGTON 1 MS (TELL ACPS 2014) 56.45% responded

% Agree	
GEO WASHINGTON 1 MS TELL ACPS 2016	GEO WASHINGTON 1 MS TELL ACPS 2014

## Community Support and Involvement

Q4.1 Please rate how strongly you agree or disagree with the following statements about community support and involvement in your school.

a. Parents/guardians are influential decision makers in this school.	94.5%	93.9%
b. This school maintains clear, two-way communication with the community.	82.0%	84.4%
c. This school does a good job of encouraging parent/guardian involvement.	86.3%	87.5%
d. Teachers provide parents/guardians with useful information about student learning.	94.5%	93.9%
e. Parents/guardians support teachers, contributing to their success with students.	74.2%	68.7%
f. Community members support teachers, contributing to their success with students.	73.7%	68.0%
g. The community we serve is supportive of this school.	81.0%	72.4%
h. Parents/guardians know what is going on in this school.	75.6%	81.5%

GEO WASHINGTON 1 MS (TELL ACPS 2016) 82.64% responded

GEO WASHINGTON 1 MS (TELL ACPS 2014) 56.45% responded

% Agree	
GEO WASHINGTON 1 MS TELL ACPS 2016	GEO WASHINGTON 1 MS TELL ACPS 2014

## Managing Student Conduct

Q5.1 Please rate how strongly you agree or disagree with the following statements about managing student conduct in your school.

a. Students at this school understand expectations for their conduct.	65.7%	42.9%
b. Students at this school follow rules of conduct.	31.0%	20.6%
c. Policies and procedures about student conduct are clearly understood by the faculty.	53.1%	62.9%
d. School administrators consistently enforce rules for student conduct.	32.7%	34.3%
e. School administrators support teachers' efforts to maintain discipline in the classroom.	65.7%	54.5%
f. Teachers consistently enforce rules for student conduct.	62.6%	52.9%
g. The faculty work in a school environment that is safe.	73.7%	74.3%

GEO WASHINGTON 1 MS (TELL ACPS 2016) 82.64% responded

GEO WASHINGTON 1 MS (TELL ACPS 2014) 56.45% responded

% Agree	
GEO WASHINGTON 1 MS TELL ACPS 2016	GEO WASHINGTON 1 MS TELL ACPS 2014

## Teacher Leadership

Q6.1 Please rate how strongly you agree or disagree with the following statements about teacher leadership in your school.

a. Teachers are recognized as educational experts.	80.6%	42.4%
b. Teachers are trusted to make sound professional decisions about instruction.	80.2%	45.5%
c. Teachers are relied upon to make decisions about educational issues.	72.6%	39.4%
d. Teachers are encouraged to participate in school leadership roles.	93.6%	82.1%
e. The faculty has an effective process for making group decisions to solve problems.	51.6%	31.2%
f. In this school we take steps to solve problems.	78.7%	62.5%
g. Teachers are effective leaders in this school.	82.7%	75.9%
Q6.5 Teachers have an appropriate level of influence on decision making in this school.	45.7%	31.2%

GEO WASHINGTON 1 MS (TELL ACPS 2016) 82.64% responded

GEO WASHINGTON 1 MS (TELL ACPS 2014) 56.45% responded

% Agree	
GEO WASHINGTON 1 MS TELL ACPS 2016	GEO WASHINGTON 1 MS TELL ACPS 2014

## School Leadership

Q7.1 Please rate how strongly you agree or disagree with the following statements about school leadership in your school.

a. The faculty and leadership have a shared vision.	77.5%	56.2%
b. There is an atmosphere of trust and mutual respect in this school.	70.8%	48.6%
c. Teachers feel comfortable raising issues and concerns that are important to them.	74.2%	55.9%
d. The school leadership consistently supports teachers.	75.8%	46.9%
e. Teachers are held to high professional standards for delivering instruction.	90.8%	88.6%
f. The school leadership facilitates using data to improve student learning.	94.7%	94.3%
g. Teacher performance is assessed objectively.	91.5%	76.7%
h. Teachers receive feedback that can help them improve teaching.	83.3%	75.0%
i. The procedures for teacher evaluation are consistent.	82.1%	66.7%
j. The school improvement team provides effective leadership at this school.	69.4%	50.0%
k. The faculty are recognized for accomplishments.	89.4%	50.0%

Q7.3 The school leadership makes a sustained effort to address teacher concerns about:

a. Leadership issues	71.4%	37.5%
b. Facilities and resources	60.4%	51.6%
c. The use of time in my school	61.1%	43.3%
d. Professional development	66.7%	31.2%
e. Teacher leadership	81.2%	42.3%
f. Community support and involvement	81.2%	62.1%
g. Managing student conduct	60.6%	44.1%
h. Instructional practices and support	75.3%	56.7%

i. New teacher support



GEO WASHINGTON 1 MS (TELL ACPS 2016) 82.64% responded

GEO WASHINGTON 1 MS (TELL ACPS 2014) 56.45% responded

% Agree	
GEO WASHINGTON 1 MS TELL ACPS 2016	GEO WASHINGTON 1 MS TELL ACPS 2014

## Professional Development

Q8.1 Please rate how strongly you agree or disagree with statements about professional development in your school.

- a. Sufficient resources are available for professional development in my school.
- b. An appropriate amount of time is provided for professional development.
- c. Professional development offerings are data driven.
- d. Professional learning opportunities are aligned with the school's improvement plan.
- e. Professional development is differentiated to meet the needs of individual teachers.
- f. Professional development deepens teachers' content knowledge.
- g. Teachers are encouraged to reflect on their own practice.
- h. In this school, follow up is provided from professional development.
- i. Professional development provides ongoing opportunities for teachers to work with colleagues to refine teaching practices.
- j. Professional development is evaluated and results are communicated to teachers.
- k. Professional development enhances teachers' ability to implement instructional strategies that meet diverse student learning needs.
- l. Professional development enhances teachers' abilities to improve student learning.

70.2%	63.6%
67.7%	50.0%
70.0%	42.9%
80.0%	83.3%
39.1%	15.6%
47.8%	33.3%
87.9%	82.4%
40.9%	45.2%
62.1%	45.5%
35.7%	20.7%
65.1%	61.8%
70.1%	64.7%

GEO WASHINGTON 1 MS (TELL ACPS 2016) 82.64% responded

GEO WASHINGTON 1 MS (TELL ACPS 2014) 56.45% responded

% Agree	
GEO WASHINGTON 1 MS TELL ACPS 2016	GEO WASHINGTON 1 MS TELL ACPS 2014

## Instructional Practices and Support

Q9.1 Please rate how strongly you agree or disagree with the following statements about instructional practices and support in your school.

a. State assessment data are available in time to impact instructional practices.	65.4%	58.6%
b. Local assessment data are available in time to impact instructional practices.	80.0%	84.6%
c. Teachers use assessment data to inform their instruction.	92.0%	100.0%
d. Teachers work in professional learning communities or cluster groups to develop and align instructional practices.	84.6%	64.5%
e. Provided supports (i.e. instructional coaching, professional learning communities, etc.) translate to improvements in instructional practices by teachers.	69.1%	59.3%
f. Teachers are encouraged to try new things to improve instruction.	90.8%	87.5%
g. Teachers are assigned classes that maximize their likelihood of success with students.	36.5%	34.5%
h. Teachers have autonomy to make decisions about instructional delivery (i.e. pacing, materials and pedagogy).	67.0%	62.5%
i. Teachers believe almost every student has the potential to do well on assignments.	80.6%	79.4%
j. Teachers believe what is taught will make a difference in students' lives.	83.9%	90.9%
k. Teachers require students to work hard.	89.4%	93.7%
l. Teachers collaborate to achieve consistency on how student work is assessed.	80.0%	66.7%
m. Teachers know what students learn in each of their classes.	66.3%	68.7%
n. Teachers have knowledge of the content covered and instructional methods used by other teachers at this school.	67.4%	62.5%

GEO WASHINGTON 1 MS (TELL ACPS 2016) 82.64% responded

GEO WASHINGTON 1 MS (TELL ACPS 2014) 56.45% responded

% Agree	
GEO WASHINGTON 1 MS TELL ACPS 2016	GEO WASHINGTON 1 MS TELL ACPS 2014

## Overall

Q10.6 Overall, my school is a good place to work and learn.

84.5%	64.7%
-------	-------



# School Summary Comparison Results TELL ACPS 2016

TCW-MINNIE HOWARD HS (TELL ACPS 2016) 56.06% responded

TCW-MINNIE HOWARD HS (TELL ACPS 2014) 60.29% responded

% Agree	
TCW-MINNIE HOWARD HS TELL ACPS 2016	TCW-MINNIE HOWARD HS TELL ACPS 2014

## Time

Q2.1 Please rate how strongly you agree or disagree with the following statements about the use of time in your school.

a. Class sizes are reasonable such that teachers have the time available to meet the needs of all students.	34.3%	29.3%
b. Teachers have time available to collaborate with colleagues.	82.4%	43.9%
c. Teachers are allowed to focus on educating students with minimal interruptions.	44.1%	19.5%
d. The non-instructional time provided for teachers in my school is sufficient.	64.7%	59.0%
e. Efforts are made to minimize the amount of routine paperwork teachers are required to do.	36.7%	42.5%
f. Teachers have sufficient instructional time to meet the needs of all students.	77.1%	51.2%
g. Teachers are protected from duties that interfere with their essential role of educating students.	63.3%	74.4%

TCW-MINNIE HOWARD HS (TELL ACPS 2016) 56.06% responded

TCW-MINNIE HOWARD HS (TELL ACPS 2014) 60.29% responded

% Agree	
TCW-MINNIE HOWARD HS TELL ACPS 2016	TCW-MINNIE HOWARD HS TELL ACPS 2014

## Facilities and Resources

Q3.1 Please rate how strongly you agree or disagree with the following statements about your school facilities and resources.

a. Teachers have sufficient access to appropriate instructional materials.	76.5%	82.5%
b. Teachers have sufficient access to instructional technology, including computers, printers, software and internet access.	86.5%	92.3%
c. Teachers have access to reliable communication technology, including phones, faxes and email.	72.2%	78.0%
d. Teachers have sufficient access to office equipment and supplies such as copy machines, paper, pens, etc.	54.1%	80.5%
e. Teachers have sufficient access to a broad range of professional support personnel.	80.0%	82.5%
f. The school environment is clean and well maintained.	78.4%	63.4%
g. Teachers have adequate space to work productively.	81.1%	82.5%
h. The physical environment of classrooms in this school supports teaching and learning.	62.2%	56.1%

TCW-MINNIE HOWARD HS (TELL ACPS 2016) 56.06% responded

TCW-MINNIE HOWARD HS (TELL ACPS 2014) 60.29% responded

% Agree	
TCW-MINNIE HOWARD HS TELL ACPS 2016	TCW-MINNIE HOWARD HS TELL ACPS 2014

## Community Support and Involvement

Q4.1 Please rate how strongly you agree or disagree with the following statements about community support and involvement in your school.

a. Parents/guardians are influential decision makers in this school.	75.0%	64.1%
b. This school maintains clear, two-way communication with the community.	85.7%	62.2%
c. This school does a good job of encouraging parent/guardian involvement.	80.0%	67.6%
d. Teachers provide parents/guardians with useful information about student learning.	94.3%	82.5%
e. Parents/guardians support teachers, contributing to their success with students.	54.5%	50.0%
f. Community members support teachers, contributing to their success with students.	63.0%	58.8%
g. The community we serve is supportive of this school.	71.4%	73.5%
h. Parents/guardians know what is going on in this school.	61.3%	37.1%

TCW-MINNIE HOWARD HS (TELL ACPS 2016) 56.06% responded

TCW-MINNIE HOWARD HS (TELL ACPS 2014) 60.29% responded

% Agree	
TCW-MINNIE HOWARD HS TELL ACPS 2016	TCW-MINNIE HOWARD HS TELL ACPS 2014

## Managing Student Conduct

Q5.1 Please rate how strongly you agree or disagree with the following statements about managing student conduct in your school.

a. Students at this school understand expectations for their conduct.	48.6%	27.5%
b. Students at this school follow rules of conduct.	32.4%	10.0%
c. Policies and procedures about student conduct are clearly understood by the faculty.	48.6%	46.2%
d. School administrators consistently enforce rules for student conduct.	52.8%	12.5%
e. School administrators support teachers' efforts to maintain discipline in the classroom.	67.6%	25.0%
f. Teachers consistently enforce rules for student conduct.	70.6%	42.5%
g. The faculty work in a school environment that is safe.	85.7%	70.3%

TCW-MINNIE HOWARD HS (TELL ACPS 2016) 56.06% responded

TCW-MINNIE HOWARD HS (TELL ACPS 2014) 60.29% responded

% Agree	
TCW-MINNIE HOWARD HS TELL ACPS 2016	TCW-MINNIE HOWARD HS TELL ACPS 2014

## Teacher Leadership

Q6.1 Please rate how strongly you agree or disagree with the following statements about teacher leadership in your school.

a. Teachers are recognized as educational experts.	78.8%	70.0%
b. Teachers are trusted to make sound professional decisions about instruction.	70.6%	67.5%
c. Teachers are relied upon to make decisions about educational issues.	64.7%	60.0%
d. Teachers are encouraged to participate in school leadership roles.	93.9%	82.9%
e. The faculty has an effective process for making group decisions to solve problems.	57.1%	27.5%
f. In this school we take steps to solve problems.	71.4%	43.9%
g. Teachers are effective leaders in this school.	79.4%	60.0%
Q6.5 Teachers have an appropriate level of influence on decision making in this school.	40.6%	26.3%

TCW-MINNIE HOWARD HS (TELL ACPS 2016) 56.06% responded

TCW-MINNIE HOWARD HS (TELL ACPS 2014) 60.29% responded

% Agree	
TCW-MINNIE HOWARD HS TELL ACPS 2016	TCW-MINNIE HOWARD HS TELL ACPS 2014

## School Leadership

Q7.1 Please rate how strongly you agree or disagree with the following statements about school leadership in your school.

a. The faculty and leadership have a shared vision.	57.1%	33.3%
b. There is an atmosphere of trust and mutual respect in this school.	68.6%	40.0%
c. Teachers feel comfortable raising issues and concerns that are important to them.	64.7%	35.0%
d. The school leadership consistently supports teachers.	76.5%	45.0%
e. Teachers are held to high professional standards for delivering instruction.	88.2%	80.5%
f. The school leadership facilitates using data to improve student learning.	86.5%	78.0%
g. Teacher performance is assessed objectively.	93.1%	60.6%
h. Teachers receive feedback that can help them improve teaching.	90.9%	56.4%
i. The procedures for teacher evaluation are consistent.	83.9%	60.0%
j. The school improvement team provides effective leadership at this school.	79.2%	33.3%
k. The faculty are recognized for accomplishments.	77.8%	37.5%

Q7.3 The school leadership makes a sustained effort to address teacher concerns about:

a. Leadership issues	71.9%	37.1%
b. Facilities and resources	84.8%	51.4%
c. The use of time in my school	71.9%	45.9%
d. Professional development	69.7%	34.3%
e. Teacher leadership	93.1%	51.5%
f. Community support and involvement	87.0%	62.5%
g. Managing student conduct	57.6%	20.5%
h. Instructional practices and support	84.4%	58.3%
i. New teacher support	77.4%	47.1%

TCW-MINNIE HOWARD HS (TELL ACPS 2016) 56.06% responded

TCW-MINNIE HOWARD HS (TELL ACPS 2014) 60.29% responded

% Agree	
TCW-MINNIE HOWARD HS TELL ACPS 2016	TCW-MINNIE HOWARD HS TELL ACPS 2014

## Professional Development

Q8.1 Please rate how strongly you agree or disagree with statements about professional development in your school.

a. Sufficient resources are available for professional development in my school.	67.6%	55.0%
b. An appropriate amount of time is provided for professional development.	67.6%	41.5%
c. Professional development offerings are data driven.	53.6%	51.4%
d. Professional learning opportunities are aligned with the school's improvement plan.	70.8%	74.2%
e. Professional development is differentiated to meet the needs of individual teachers.	48.5%	23.7%
f. Professional development deepens teachers' content knowledge.	45.5%	25.0%
g. Teachers are encouraged to reflect on their own practice.	85.3%	82.5%
h. In this school, follow up is provided from professional development.	37.9%	25.6%
i. Professional development provides ongoing opportunities for teachers to work with colleagues to refine teaching practices.	54.8%	41.0%
j. Professional development is evaluated and results are communicated to teachers.	32.3%	21.6%
k. Professional development enhances teachers' ability to implement instructional strategies that meet diverse student learning needs.	61.8%	47.4%
l. Professional development enhances teachers' abilities to improve student learning.	60.6%	51.3%

TCW-MINNIE HOWARD HS (TELL ACPS 2016) 56.06% responded

TCW-MINNIE HOWARD HS (TELL ACPS 2014) 60.29% responded

% Agree	
TCW-MINNIE HOWARD HS TELL ACPS 2016	TCW-MINNIE HOWARD HS TELL ACPS 2014

## Instructional Practices and Support

Q9.1 Please rate how strongly you agree or disagree with the following statements about instructional practices and support in your school.

a. State assessment data are available in time to impact instructional practices.	71.4%	58.1%
b. Local assessment data are available in time to impact instructional practices.	75.0%	71.4%
c. Teachers use assessment data to inform their instruction.	87.5%	86.5%
d. Teachers work in professional learning communities or cluster groups to develop and align instructional practices.	90.0%	61.5%
e. Provided supports (i.e. instructional coaching, professional learning communities, etc.) translate to improvements in instructional practices by teachers.	75.0%	64.7%
f. Teachers are encouraged to try new things to improve instruction.	94.1%	86.8%
g. Teachers are assigned classes that maximize their likelihood of success with students.	38.7%	17.1%
h. Teachers have autonomy to make decisions about instructional delivery (i.e. pacing, materials and pedagogy).	71.9%	73.7%
i. Teachers believe almost every student has the potential to do well on assignments.	83.9%	72.5%
j. Teachers believe what is taught will make a difference in students' lives.	89.3%	81.6%
k. Teachers require students to work hard.	90.9%	80.0%
l. Teachers collaborate to achieve consistency on how student work is assessed.	81.2%	67.5%
m. Teachers know what students learn in each of their classes.	56.2%	52.6%
n. Teachers have knowledge of the content covered and instructional methods used by other teachers at this school.	66.7%	71.8%



TCW-MINNIE HOWARD HS (TELL ACPS 2016) 56.06% responded

TCW-MINNIE HOWARD HS (TELL ACPS 2014) 60.29% responded

## % Agree

TCW-MINNIE  
HOWARD HS  
TELL ACPS 2016

TCW-MINNIE  
HOWARD HS  
TELL ACPS 2014

## Overall

Q10.6 Overall, my school is a good place to work and learn.

81.1%

70.0%

# School Summary Comparison Results TELL ACPS 2016

TCW-MAIN HS (TELL ACPS 2016) 61.75% responded

TCW-MAIN HS (TELL ACPS 2014) 66.12% responded

% Agree	
TCW-MAIN HS TELL ACPS 2016	TCW-MAIN HS TELL ACPS 2014

## Time

Q2.1 Please rate how strongly you agree or disagree with the following statements about the use of time in your school.

a. Class sizes are reasonable such that teachers have the time available to meet the needs of all students.	45.6%	41.1%
b. Teachers have time available to collaborate with colleagues.	45.6%	49.1%
c. Teachers are allowed to focus on educating students with minimal interruptions.	42.3%	26.9%
d. The non-instructional time provided for teachers in my school is sufficient.	65.5%	59.6%
e. Efforts are made to minimize the amount of routine paperwork teachers are required to do.	49.3%	39.5%
f. Teachers have sufficient instructional time to meet the needs of all students.	59.5%	47.7%
g. Teachers are protected from duties that interfere with their essential role of educating students.	77.6%	65.4%

TCW-MAIN HS (TELL ACPS 2016) 61.75% responded

TCW-MAIN HS (TELL ACPS 2014) 66.12% responded

% Agree	
TCW-MAIN HS TELL ACPS 2016	TCW-MAIN HS TELL ACPS 2014

## Facilities and Resources

Q3.1 Please rate how strongly you agree or disagree with the following statements about your school facilities and resources.

a. Teachers have sufficient access to appropriate instructional materials.	81.1%	75.3%
b. Teachers have sufficient access to instructional technology, including computers, printers, software and internet access.	93.4%	95.6%
c. Teachers have access to reliable communication technology, including phones, faxes and email.	85.5%	90.1%
d. Teachers have sufficient access to office equipment and supplies such as copy machines, paper, pens, etc.	71.5%	84.3%
e. Teachers have sufficient access to a broad range of professional support personnel.	77.2%	78.6%
f. The school environment is clean and well maintained.	35.5%	78.7%
g. Teachers have adequate space to work productively.	55.9%	79.2%
h. The physical environment of classrooms in this school supports teaching and learning.	74.7%	88.7%

TCW-MAIN HS (TELL ACPS 2016) 61.75% responded

TCW-MAIN HS (TELL ACPS 2014) 66.12% responded

## % Agree

TCW-MAIN HS  
TELL ACPS 2016

TCW-MAIN HS  
TELL ACPS 2014

### Community Support and Involvement

Q4.1 Please rate how strongly you agree or disagree with the following statements about community support and involvement in your school.

a. Parents/guardians are influential decision makers in this school.	73.6%	73.4%
b. This school maintains clear, two-way communication with the community.	71.6%	69.2%
c. This school does a good job of encouraging parent/guardian involvement.	79.0%	69.4%
d. Teachers provide parents/guardians with useful information about student learning.	89.0%	92.3%
e. Parents/guardians support teachers, contributing to their success with students.	55.5%	47.7%
f. Community members support teachers, contributing to their success with students.	64.2%	63.3%
g. The community we serve is supportive of this school.	74.6%	73.9%
h. Parents/guardians know what is going on in this school.	60.7%	53.6%

TCW-MAIN HS (TELL ACPS 2016) 61.75% responded

TCW-MAIN HS (TELL ACPS 2014) 66.12% responded

% Agree	
TCW-MAIN HS TELL ACPS 2016	TCW-MAIN HS TELL ACPS 2014

## Managing Student Conduct

Q5.1 Please rate how strongly you agree or disagree with the following statements about managing student conduct in your school.

a. Students at this school understand expectations for their conduct.	48.1%	45.9%
b. Students at this school follow rules of conduct.	19.5%	23.9%
c. Policies and procedures about student conduct are clearly understood by the faculty.	54.5%	43.1%
d. School administrators consistently enforce rules for student conduct.	23.6%	17.9%
e. School administrators support teachers' efforts to maintain discipline in the classroom.	43.5%	36.9%
f. Teachers consistently enforce rules for student conduct.	53.1%	50.9%
g. The faculty work in a school environment that is safe.	64.7%	82.1%

TCW-MAIN HS (TELL ACPS 2016) 61.75% responded

TCW-MAIN HS (TELL ACPS 2014) 66.12% responded

## % Agree

TCW-MAIN HS  
TELL ACPS 2016

TCW-MAIN HS  
TELL ACPS 2014

### Teacher Leadership

Q6.1 Please rate how strongly you agree or disagree with the following statements about teacher leadership in your school.

a. Teachers are recognized as educational experts.	60.5%	45.3%
b. Teachers are trusted to make sound professional decisions about instruction.	63.2%	49.7%
c. Teachers are relied upon to make decisions about educational issues.	55.0%	41.7%
d. Teachers are encouraged to participate in school leadership roles.	69.2%	66.2%
e. The faculty has an effective process for making group decisions to solve problems.	35.0%	29.4%
f. In this school we take steps to solve problems.	54.7%	48.7%
g. Teachers are effective leaders in this school.	57.7%	51.0%
Q6.5 Teachers have an appropriate level of influence on decision making in this school.	39.2%	27.6%

TCW-MAIN HS (TELL ACPS 2016) 61.75% responded

TCW-MAIN HS (TELL ACPS 2014) 66.12% responded

% Agree	
TCW-MAIN HS TELL ACPS 2016	TCW-MAIN HS TELL ACPS 2014

## School Leadership

Q7.1 Please rate how strongly you agree or disagree with the following statements about school leadership in your school.

a. The faculty and leadership have a shared vision.	48.0%	34.2%
b. There is an atmosphere of trust and mutual respect in this school.	44.4%	32.7%
c. Teachers feel comfortable raising issues and concerns that are important to them.	47.6%	38.2%
d. The school leadership consistently supports teachers.	44.5%	36.6%
e. Teachers are held to high professional standards for delivering instruction.	82.6%	81.4%
f. The school leadership facilitates using data to improve student learning.	72.9%	74.3%
g. Teacher performance is assessed objectively.	56.9%	51.0%
h. Teachers receive feedback that can help them improve teaching.	51.7%	49.3%
i. The procedures for teacher evaluation are consistent.	43.8%	42.2%
j. The school improvement team provides effective leadership at this school.	41.8%	35.2%
k. The faculty are recognized for accomplishments.	64.0%	64.3%

Q7.3 The school leadership makes a sustained effort to address teacher concerns about:

a. Leadership issues	47.0%	32.4%
b. Facilities and resources	52.1%	61.9%
c. The use of time in my school	54.6%	44.9%
d. Professional development	52.8%	47.1%
e. Teacher leadership	56.8%	46.7%
f. Community support and involvement	63.0%	61.9%
g. Managing student conduct	32.4%	32.7%
h. Instructional practices and support	68.1%	55.3%
i. New teacher support	68.3%	57.5%

TCW-MAIN HS (TELL ACPS 2016) 61.75% responded

TCW-MAIN HS (TELL ACPS 2014) 66.12% responded

**% Agree**

TCW-MAIN HS  
TELL ACPS 2016

TCW-MAIN HS  
TELL ACPS 2014

## Professional Development

Q8.1 Please rate how strongly you agree or disagree with statements about professional development in your school.

	TCW-MAIN HS TELL ACPS 2016	TCW-MAIN HS TELL ACPS 2014
a. Sufficient resources are available for professional development in my school.	63.4%	59.5%
b. An appropriate amount of time is provided for professional development.	53.0%	51.6%
c. Professional development offerings are data driven.	58.0%	49.2%
d. Professional learning opportunities are aligned with the school's improvement plan.	71.7%	60.3%
e. Professional development is differentiated to meet the needs of individual teachers.	34.7%	29.4%
f. Professional development deepens teachers' content knowledge.	41.8%	29.3%
g. Teachers are encouraged to reflect on their own practice.	76.0%	75.0%
h. In this school, follow up is provided from professional development.	25.9%	29.5%
i. Professional development provides ongoing opportunities for teachers to work with colleagues to refine teaching practices.	38.1%	40.3%
j. Professional development is evaluated and results are communicated to teachers.	16.8%	24.5%
k. Professional development enhances teachers' ability to implement instructional strategies that meet diverse student learning needs.	52.1%	41.4%
l. Professional development enhances teachers' abilities to improve student learning.	54.7%	46.2%



TCW-MAIN HS (TELL ACPS 2016) 61.75% responded

TCW-MAIN HS (TELL ACPS 2014) 66.12% responded

**% Agree**

TCW-MAIN HS  
TELL ACPS 2016

TCW-MAIN HS  
TELL ACPS 2014

## Instructional Practices and Support

Q9.1 Please rate how strongly you agree or disagree with the following statements about instructional practices and support in your school.

	TCW-MAIN HS TELL ACPS 2016	TCW-MAIN HS TELL ACPS 2014
a. State assessment data are available in time to impact instructional practices.	56.6%	55.9%
b. Local assessment data are available in time to impact instructional practices.	67.8%	74.6%
c. Teachers use assessment data to inform their instruction.	86.9%	88.6%
d. Teachers work in professional learning communities or cluster groups to develop and align instructional practices.	64.3%	78.2%
e. Provided supports (i.e. instructional coaching, professional learning communities, etc.) translate to improvements in instructional practices by teachers.	50.8%	64.6%
f. Teachers are encouraged to try new things to improve instruction.	85.5%	79.0%
g. Teachers are assigned classes that maximize their likelihood of success with students.	48.4%	40.0%
h. Teachers have autonomy to make decisions about instructional delivery (i.e. pacing, materials and pedagogy).	70.3%	56.9%
i. Teachers believe almost every student has the potential to do well on assignments.	84.9%	80.4%
j. Teachers believe what is taught will make a difference in students' lives.	88.3%	89.3%
k. Teachers require students to work hard.	86.4%	82.4%
l. Teachers collaborate to achieve consistency on how student work is assessed.	57.6%	52.9%
m. Teachers know what students learn in each of their classes.	51.1%	51.0%
n. Teachers have knowledge of the content covered and instructional methods used by other teachers at this school.	47.5%	52.7%

TCW-MAIN HS (TELL ACPS 2016) 61.75% responded

TCW-MAIN HS (TELL ACPS 2014) 66.12% responded

## Overall

Q10.6 Overall, my school is a good place to work and learn.

% Agree	
TCW-MAIN HS TELL ACPS 2016	TCW-MAIN HS TELL ACPS 2014
68.9%	59.7%