




ADVANCING OPPORTUNITY IN OUR COMMUNITY

City of Alexandria City Council/Schools Subcommittee
October 23, 2023

NOVA | Northern Virginia
Community College

NOVA is the top supplier of talent in the Greater Washington, D.C. region with **more than 71,000 students.**

Loudoun




17,956 students

Annandale



15,926 students

Alexandria




14,834 students

Manassas



10,672 students

Woodbridge



10,312 students

Medical Education




1,813 students

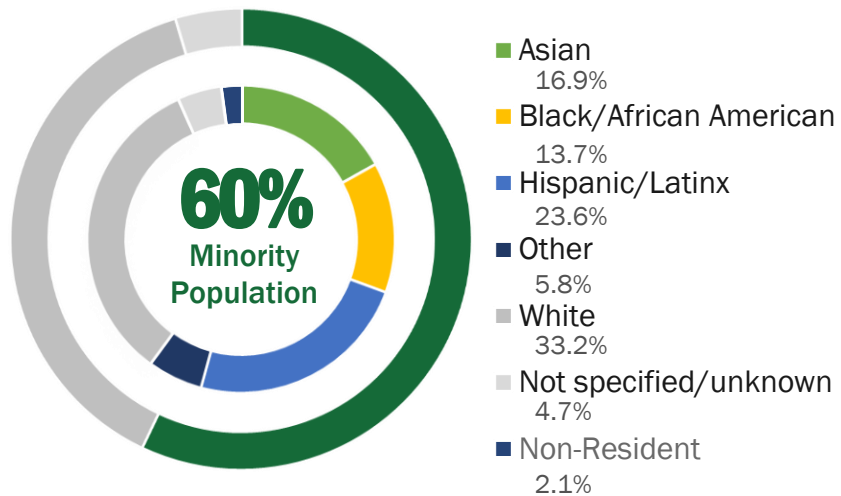
OUR STUDENTS

NOVA welcomes students of all ages from all backgrounds. We serve first-time in college, returning and transfer students; full-time and part-time students; students with military affiliation; and students from all over the world.

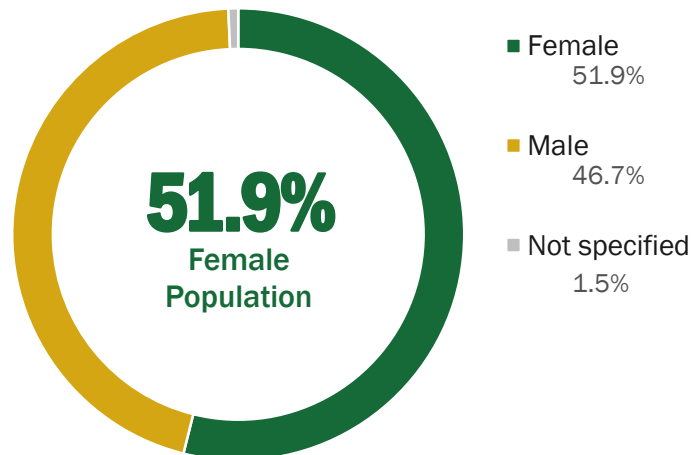
Our diverse students are the educated, well-rounded individuals that companies want to hire.



Race/ethnicity of students enrolled



Gender of students enrolled



HS Dual Enrollment

- During the 2022-2023 school year, NOVA's HSDE program offered in partnership with Alexandria City Public Schools resulted in an effective scholarship for City of Alexandria families of over \$1,000,000
- Enrollment in the program grew more than 27% between Fall 2021 and Fall 2022

Accelerating degrees and reducing the cost of college!

Alexandria Campus

As of 2022-2023

- 14,834 Unduplicated Students
- Average Age: 25; Median Age: 21
 - 43% are 18-21
- 46% are male; 53% are female
- 15% attend full-time
- 84% of students are in-state
- Diversity
 - 34% White
 - 23% Hispanic
 - 21% African American
 - 12% Asian
- 2,585 international students

13.3% of 2023 City of Alexandria H.S. Grads Attended NOVA

Unique Alexandria Degree Programs

- Automotive Technology/Collision Repair AAS
- Paralegal Studies AAS
- Early Childhood Development AAS/CSC
- Graphic Design AAS
- Construction Management Technology AAS
- Substance Abuse Rehabilitation Certificate



LABOR MARKET INTELLIGENCE

Compile, analyze and communicate economic, workforce and demographic data to inform:

- ▶ Program offerings and curriculum alignment
- ▶ Career navigation and advising
- ▶ Advisory board committee membership
- ▶ Business engagement
- ▶ Grants and advocacy
- ▶ Community partnerships
- ▶ Regional analysis and research



CAREER LADDER

INFORMATION TECHNOLOGY

Certificate or Diploma (1-2 yrs.)

Diploma, Certificate, License, or Apprenticeship Programs



Associate Degree (2 yrs.)



Bachelor's Degree (4 yrs.)



PROGRAMMING & SOFTWARE DEVELOPMENT

Computer Support Specialists

\$19.09/hr.
6,166 Postings

Web Developers, User Interface (UI) and User Experience (UX) Designers

\$74,600 – \$90,200/yr.
5,016 Postings

Software Developers and Engineers, Software Testers and Quality Assurance Analysts, IT Project Managers

\$98,700 – \$128,900/yr.
51,011 Postings



NETWORKING & CYBER SECURITY

Computer Support Specialists

\$19.09/hr.
6,166 Postings

Network/Systems Support Specialists

\$80,500/yr.
753 Postings

Information Security Analysts, Systems Analysts, Network and Systems Administrators

\$98,700 – \$131,200/yr.
44,014 Postings



DATA & DATA WAREHOUSING

Computer Support Specialists

\$19.09/hr.
6,166 Postings

Web Developers, Network/Systems Support Specialists

\$80,500 – \$90,200/yr.
5,768 Postings

Database Administrators, Data Analysts, Business Intelligence Developers

\$96,500 – \$153,300/yr.
17,028 Postings

NOVA'S BUSINESS ENGAGEMENT CENTER

The first of its kind at a community college in the U.S., NOVA's Business Engagement Center is a **one-stop shop for all industry partnerships and collaborations.**

Through our **Guaranteed Interviews** program, employers get the first chance to hire our in-demand, highly-valued career pathway graduates.

Reimagined **Career Services** ensure students are connected to employers throughout their entire time at NOVA.

Register for a **free employer account** in Career Connection to post jobs and internships, join recruiting events and promote your own hiring events.



2022 NORTHERN VIRGINIA WORKFORCE INDEX



NOVA | Northern Virginia
Community College

**NORTHERN
VIRGINIA
CHAMBER
FOUNDATION**

CONNECTING STUDENTS TO CAREERS



In 2023, NOVA served

1,039

FastForward students in the
Information Technology
Healthcare and Trade sectors.



The number of students
enrolled in FastForward
programs increased by

7%

in FY23 compared to FY22.



546

G3 enrollments in FastForward
programs – a 22% increase
over FY22

NOVA at a Glance

- **Georgetown's CEW ranks NOVA #1** among VA community colleges and **#11** among all VA higher ed for advancing economic mobility for low-income students
- **Harvard Workforce Project** named NOVA one of five US community colleges doing workforce right



Graduation Rates 2022-2023

Race	% of Graduates	% of Students
African American/Black	16.12	14.4
American Indian/Alaska Native	0.24	0.25
Asian	18.93	17.55
Hispanic/Latinx	25.21	23.07
Native Hawaiian/Pacific Islander	0.21	0.24
Two or More Races	4.23	5.08
Unknown	1.0	0.37
White	30.69	34.6



We are one of the nation's leading community college producers of IT associate degrees and credentials.

NOVA TECH ENROLLMENTS



4,600

STUDENTS

In Cloud, Cybersecurity,
Data Center Operations,
Engineering Tech, IT
(AS), IT (AAS)



WITH MORE THAN 100 PROGRAMS (CREDIT AND WORKFORCE), WE OFFER OUR STUDENTS THE OPPORTUNITY TO CHOOSE A PATH THAT WORKS FOR THEM



ADVANCE

A NOVA | MASON PARTNERSHIP



More than
3,000 current
students enrolled in
ADVANCE



41%
of traditionally
underrepresented
students (Latinx, Black,
and Native American)



Average cost savings of
\$22,000



68.5%

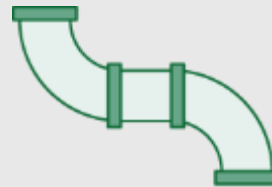
of NOVA transfers
enroll at four-year
schools in Virginia.



NOVA has more than

50

Guaranteed Admission
Agreements with four-year
colleges and universities.



Approximately

3,000

students transfer from NOVA
to Mason each year, making
the NOVA/Mason transfer
pipeline the most robust in
the Commonwealth.



NOVA

**Northern Virginia
Community College**

