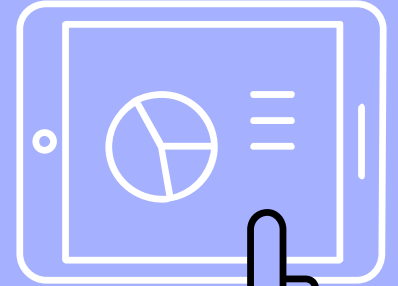
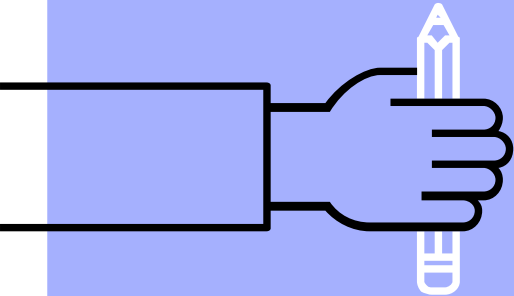
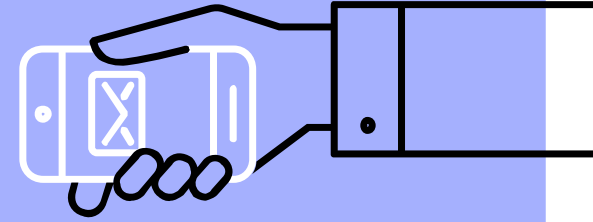





FRANCIS C. HAMMOND PTA
Principal Presentation
January 9, 2019
6:30pm



AGENDA

- ▶ Review of School Safety Practices
- ▶ Chronology of School Threats and Response
- ▶ Understanding School Safety Terminology
- ▶ How Can Parents Help?
- ▶ Next Steps



School Safety Practices

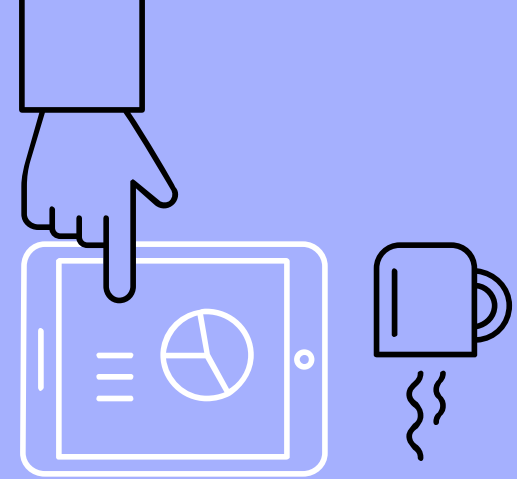
- ▶ We conduct school safety drills on a monthly basis to allow students and staff the opportunity to practice in the event of a real emergency.
- ▶ Examples of typical drills that we practice include: fire, lockdown, and tornado drills.



SCHOOL SAFETY TERMINOLOGY

Lockdown

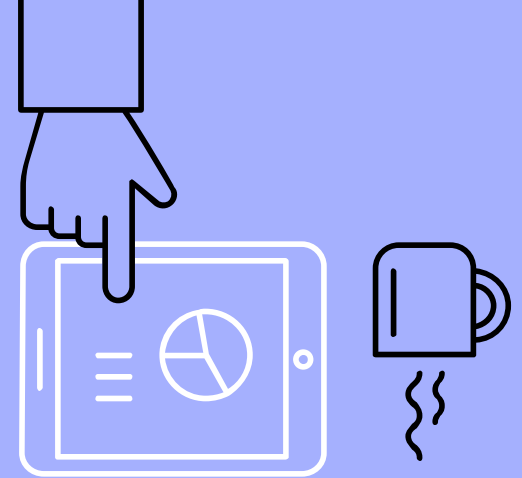
- ▶ A **Lockdown** allows teachers and students to participate in their survival when an **active threat** is INSIDE of our school.
- ▶ All school activities stop during a lockdown.
- ▶ This could mean students and staff barricading in the classroom or evacuating when possible.



SCHOOL SAFETY TERMINOLOGY

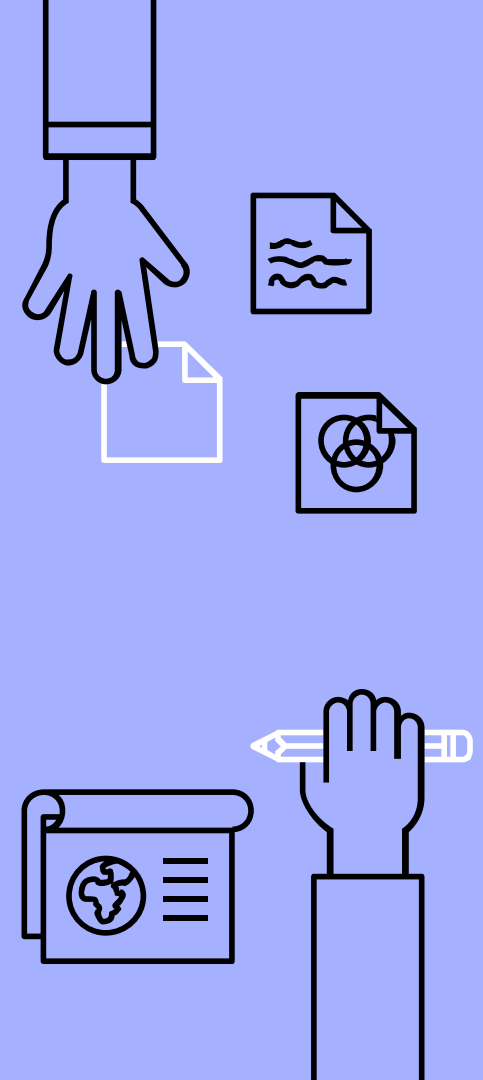
Secure The Building

1. When an **active threat** is known to be **outside** of our school, we will **secure the building**.
2. Most school activity can continue within a classroom.
3. No one will be allowed to enter or exit the school under any circumstances.



Chronology Of School Threats and Response

Date	Time	Threat Type	Response	Resolution
12/21/19	11:15am	911 Hang Up Call - Threat Of A Weapon In The Building	School Placed In Secure The Building Status and Then Placed On Lockdown	No Weapon Found In The Building
1/7/19	11:00am	911 Hang Up Call - Threat Of A Weapon In The Building	School Immediately Placed On Lockdown	No Weapon Found In The Building
1/7/19	12:40pm	911 Hang Up Call - Threat Of A Weapon In The Building	School Immediately Placed On Lockdown	No Weapon Found In The Building
1/8/19	8:25am	911 Hang Up Call - Bomb Threat	Evacuation Procedures Initiated	No Bomb Found



HOW CAN PARENTS HELP?

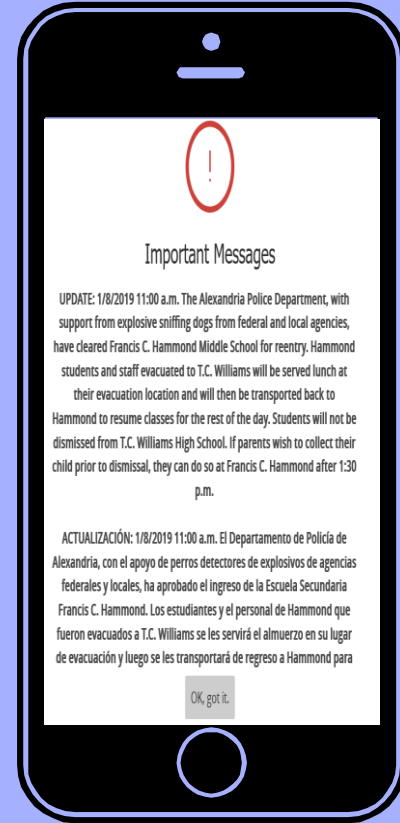
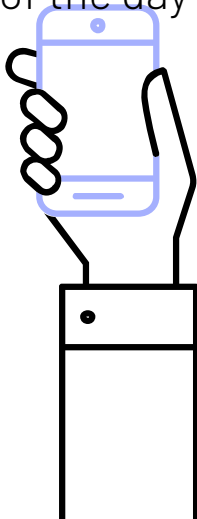
Talk to your children:

- ▶ Let them talk about how they are feeling but remain calm.
- ▶ Encourage them to be fully cooperative during drills and emergencies.
- ▶ If they notice something unusual or have a concern about a stranger in the building - **TELL AN ADULT!**
- ▶ If they know that one of their classmates could be a threat, is in danger, or is having an emergency - **TELL AN ADULT!**
- ▶ If they know that one of their classmates is making false calls about the school - **TELL AN ADULT!**



In The Event Of An Emergency

- ▶ Look for details and updates on the ACPS Website.
- ▶ Follow ACPS on Twitter and Facebook.
- ▶ **Do not report to the school or the evacuation location.**
- ▶ ACPS will always send periodic updates and an end of the day update.



“

Next Steps

- ▶ Increased security presence at Hammond.
- ▶ Counseling service available for students and staff if needed.
- ▶ Ensuring school safety with students and staff through continued drill practice.
- ▶ Continued collaboration with the Alexandria Police Department On the Investigation



THANK YOU!

Any questions?

Pierrette Peters

Principal

Email

Pierrette.Peters@acps.k12.va.us

