



Alexandria City Public Schools

Draft Areas of Focus for 2022-2023

School Board Work Session
August 25, 2022





Grounding: Equity for All 2025

Vision

Empowering all students to thrive in a diverse and ever-changing world

Mission

ACPS ensures success by inspiring students and address barriers to learning

Core Values



WELCOMING



EQUITY-FOCUSED



EMPOWERING



INNOVATIVE



RESULTS-DRIVEN

Anti-Racist Behaviors




Comfortable





Where We Are







2021-2022 National Educational Landscape

- Across the nation students and staff continued to struggle with **mental health** challenges, increases in student **externalizing behaviors**, lost instructional time to **increased absences**, and **difficulty finding substitute teachers**.¹
- Initial research out of Auburn University has pointed to **large increases in low teacher morale** (54%) with almost **three out of four teachers reported considering leaving the profession** at the end of SY 21-22.²
- Student **achievement remained lower** than pre-pandemic years at the end of SY 21-22. However, **initial signs of rebounding** were seen in Reading and Mathematics. **High poverty schools have more ground to gain and a longer recovery period** expected because of disproportionate impact of pandemic and pre-existing disparities.³



Connection

Before

Content





Equity Climate Survey

Areas of Strength

- Most families, staff, and students have positive perceptions of the **learning environment, teachers, and school climate** overall.



- Stakeholders also report positive impressions of the **social-emotional environment and supports** at their school.





Equity Climate Survey

Areas of Continued Focus

- **Feeling of safety at school declined** between 2021 and 2022.
 - Fifty-eight percent of students agree that they feel safe at school, compared with 75% the previous year.
 - All stakeholder groups reported higher levels of agreement in 2022 that students are bullied at school (Family: 36%, Staff: 23%, and Students: 41%).
- There are opportunities to strengthen **student and staff relationships**.
 - About half (52%) of students agree that students respect those from different backgrounds, a 15-percentage point decline from 2021.
 - 66% of students reported that adults care about all students, down 13 percentage points from 2021.
 - Two-thirds of students report participating in community circles less than once a week (36% saying never).



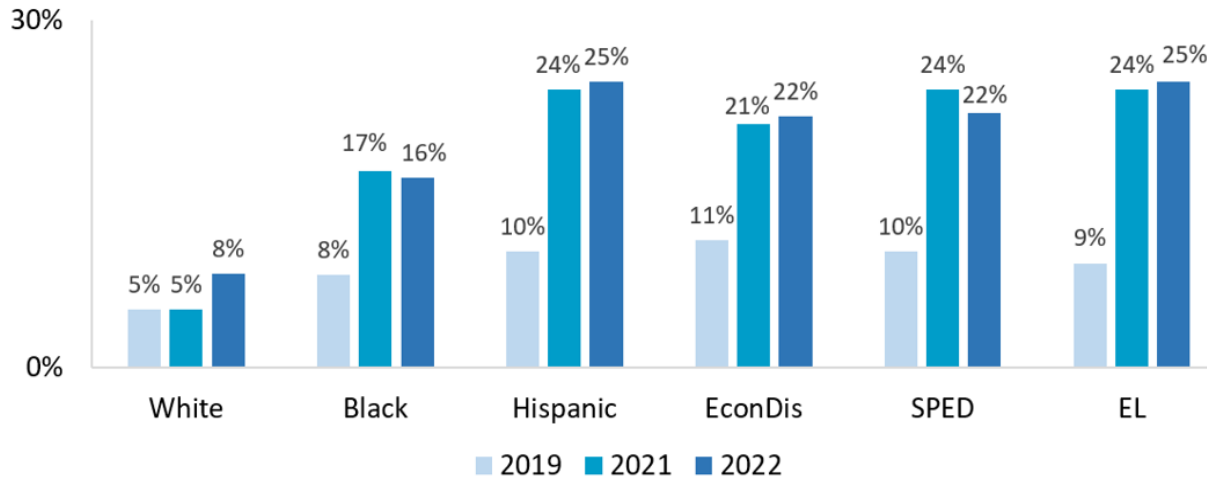
Developmental Assets

- **Largest average gains in Positive Values** (*equality and social justice, caring, restraint, integrity etc.*) from 2010 baseline
- **Overall highest** assets were **positive peer influence** (83%) and **school engagement** (80%)
- **Largest average decline in Positive Identity** (*self-esteem, sense of purpose, personal power, positive view future*) from 2010 baseline
- **Lowest overall category continued to be Empowerment** (*community values youth, youth as resource, service to others, safety*)



Chronic Absenteeism

Rates of chronic absenteeism **nearly doubled or more** for most subgroups from **2019** to **2021** and remained high in **2022**.





Staff Attendance

- **Staff absenteeism was significantly higher** in SY 21-22 than in pre-pandemic school years.
- Increased absenteeism and lack of available substitutes led to **volunteer school and central office staff** to fill vacant classrooms and other school-based positions during peak absenteeism periods.

<i>Grade Level</i>	<i>Average Daily Absences</i>
High School – All Campuses	22
K-8 Schools	14
Middle Schools	25
Early Childhood & Elementary Schools	76
Total	145

** Significantly higher daily absences were experienced during peaks of COVID-19 community spread.*



Summative KPIs

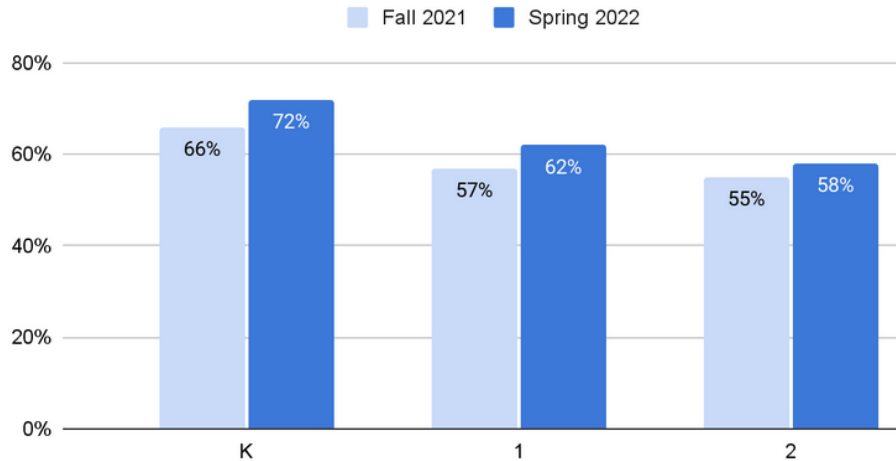
		Underrepresented							Overrepresented							
		Total	Asian	Black/ African- American	Hispanic or Latino	Other	White	Econ. Disadv.	Not Econ. Disadv.	Female	Male	Current EL	Former EL	Never EL	SWD	Non-SWD
Academic Outcomes	40th Percentile or Higher on MAP Language Arts (Spring)	55%	56%	49%	34%	78%	83%	37%	81%	58%	52%	19%	68%	73%	20%	58%
	40th Percentile or Higher on MAP Math (Spring)	48%	55%	38%	28%	68%	76%	30%	72%	47%	48%	18%	56%	63%	17%	51%
	Met Projected Fall - Spring Growth Language Arts	45%	47%	42%	42%	51%	49%	41%	49%	45%	44%	40%	44%	47%	35%	45%
	Met Project Fall - Spring Growth Math	48%	48%	44%	46%	50%	52%	46%	50%	47%	48%	48%	45%	48%	46%	48%
	Grade 9 On Track	70%	71%	65%	56%	90%	91%	58%	89%	72%	68%	34%	71%	82%	44%	72%
	Successfully Completed All Honors, AP, DE courses	89%	93%	88%	83%	92%	94%	84%	94%	89%	90%	80%	86%	92%	86%	90%
Behavioral Outcomes	Over 90% Attendance	82%	84%	82%	75%	85%	91%	77%	89%	83%	82%	75%	88%	85%	75%	83%
Program Access	Identified as TAG (EOY 22)	13%	10%	7%	5%	23%	28%	5%	25%	13%	13%	1%	17%	22%	2%	14%
	Have Pre-K Experience	72%	63%	82%	59%	82%	80%	70%	76%	69%	75%	62%		81%	90%	70%
Risk Indicators																
		Total	Asian	Black/ African- American	Hispanic or Latino	Other	White	Econ. Disadv.	Not Econ. Disadv.	Female	Male	Current EL	Former EL	Never EL	SWD	Non-SWD
Behavioral Outcomes	Student was Suspended	296	1	153	112	7	23	259	36	91	205	97	45	154	81	215
Program Access	Newly Referred for Disability Evaluation and Found Eligible	93	10	38	16	4	25	31	52	28	65	13	0	80		



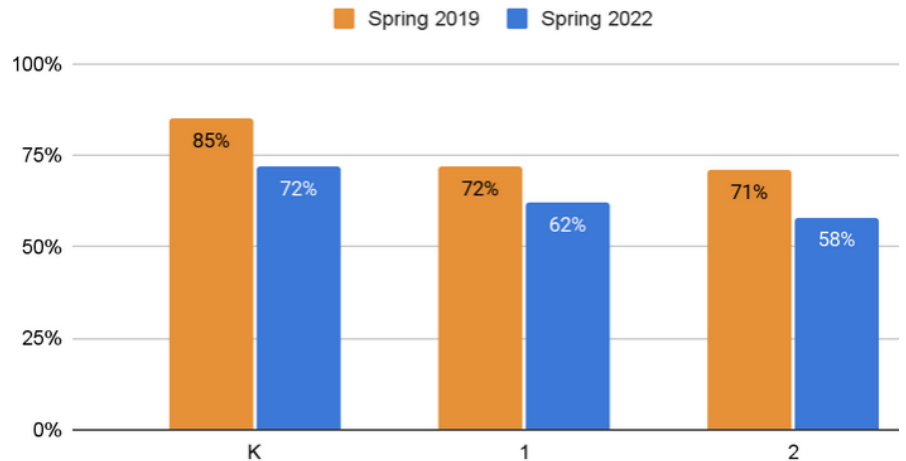
PALS

Across grades K-2, the percentage of students meeting the PALS benchmark **increased between Fall and Spring**, however compared to pre-pandemic levels, the percentage of students meeting benchmark by Spring was **lower** across all grades.

Percent of ACPS Students Meeting PALS Benchmark



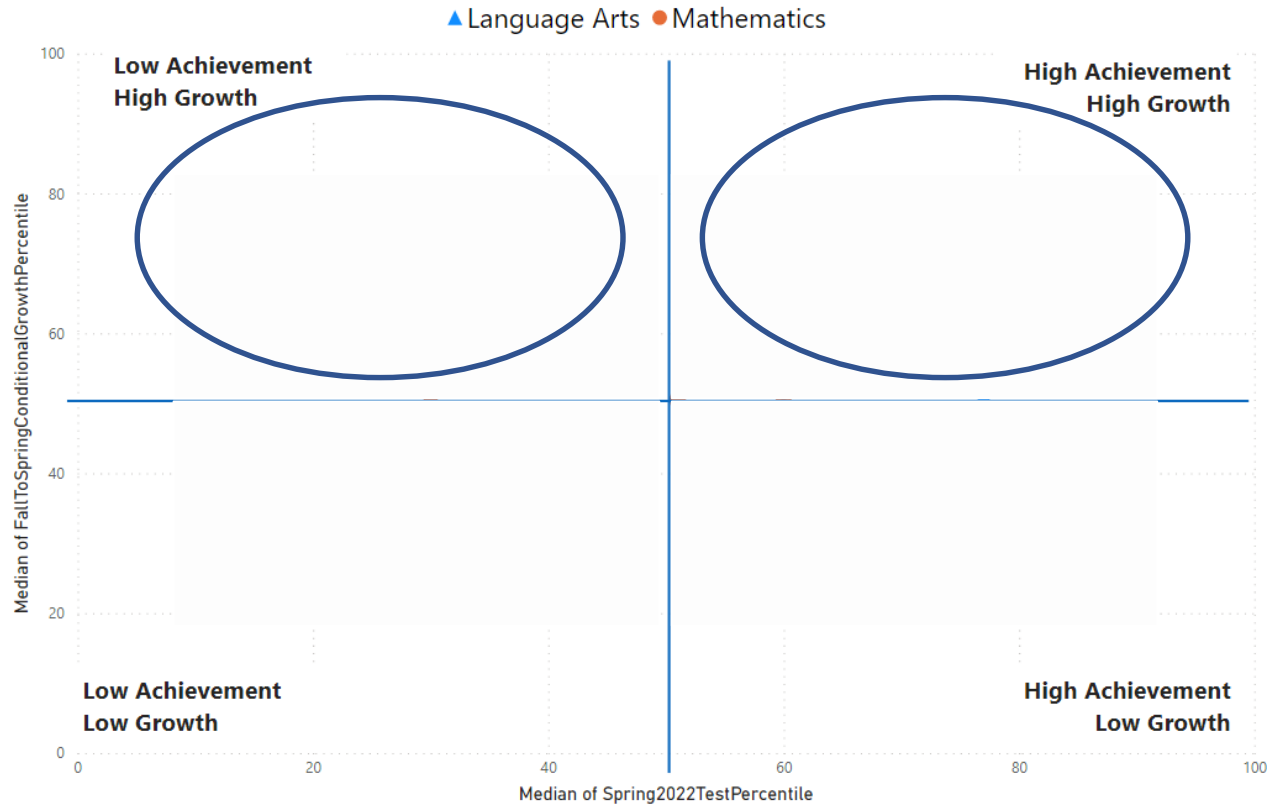
% of ACPS Students Meeting PALS Benchmark



***Note that the above graphs are not a cohort analysis and represent all students taking the test in the given grade and time period.*



NWEA MAP Fall 2021 to Spring 2022 Growth by Achievement





SOLs

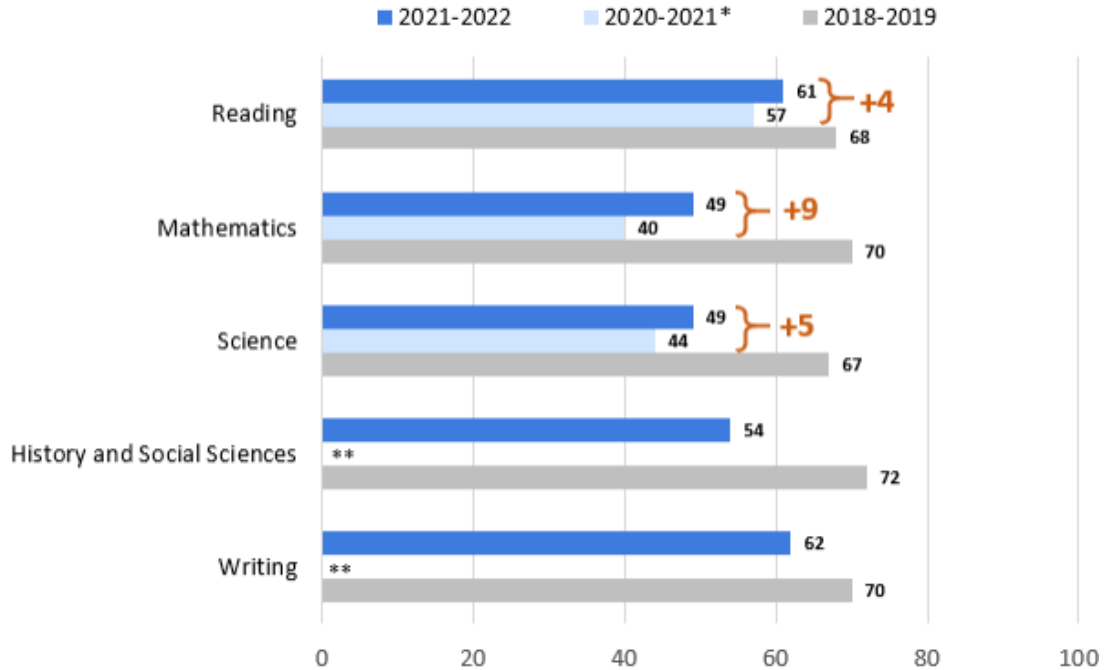
- **Thirteen of 17 ACPS schools are Fully Accredited** for the 2022-23 school year.
 - John Adams
 - Charles Barrett
 - Naomi Brooks
 - Cora Kelly
 - Lyles-Crouch
 - Douglas MacArthur
 - George Mason
 - Mount Vernon
 - James K. Polk
 - Samuel Tucker
 - Patrick Henry
 - Francis C. Hammond
 - George Washington
- Ferdinand T. Day, William Ramsay, Jefferson-Houston and Alexandria City HS are **Accredited with Conditions**.



SOLs

- Student pass rates **increased in the Reading, Mathematics, and Science**; however, pass rates remain lower than pre-pandemic levels.

Federally Adjusted SOL Results



*Due to the COVID-19 pandemic, SOL testing in 2020-21 was not census; therefore, comparisons to 2021-22 testing should be made with caution.

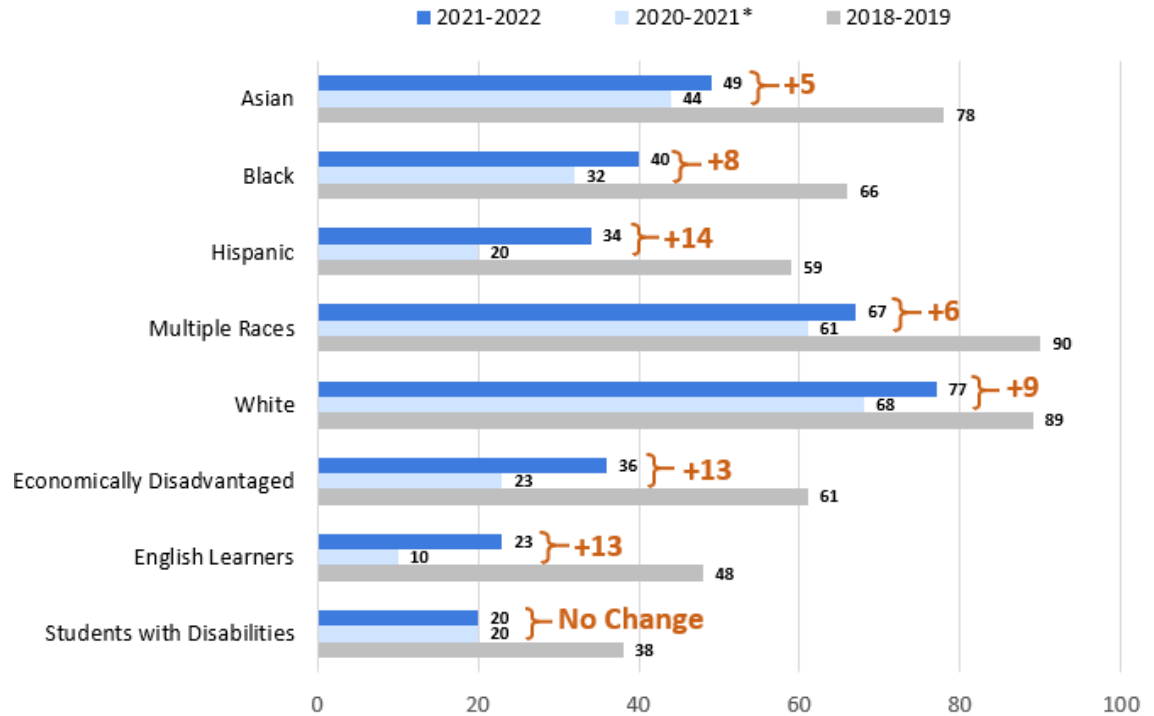
**Participation was less than 50% of student population typically assessed and comparisons to other years are not valid.



SOLs

- Results increased across all student groups in Reading, Mathematics, and Science **except students with disabilities.**

Federally Adjusted Mathematics SOL Results



*Due to the COVID-19 pandemic, SOL testing in 2020-21 was not census; therefore, comparisons to 2021-22 testing should be made with caution.

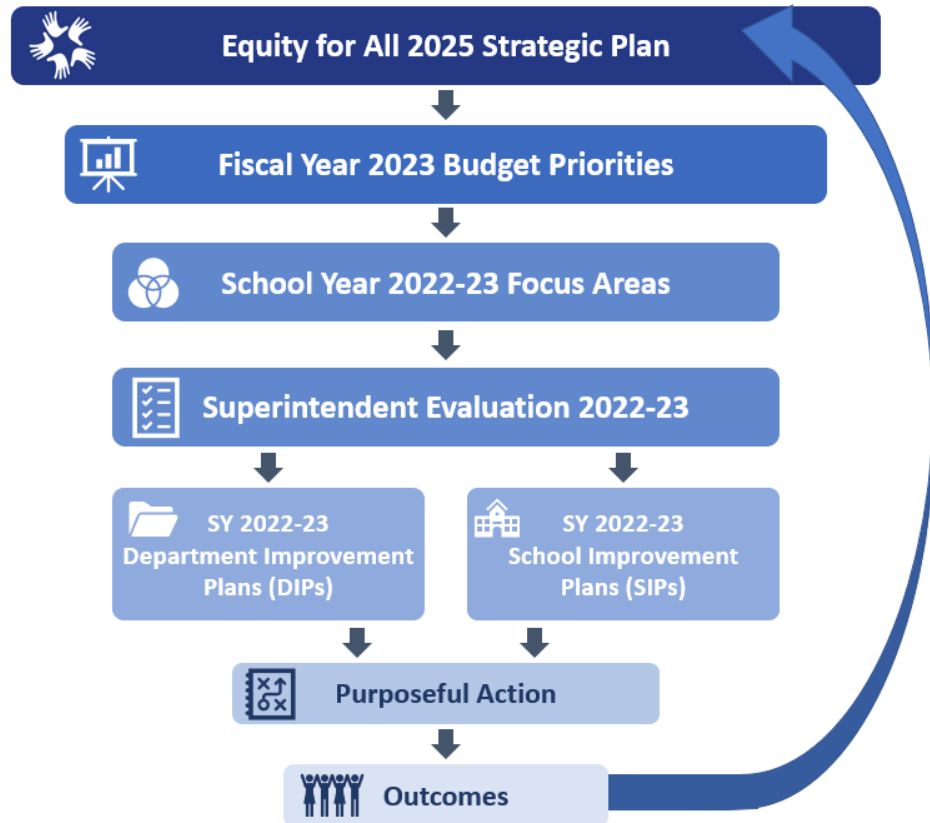


Where We Are Going





Systemic Alignment





Adopted FY 2023 CF Budget Priorities



Systemic Alignment:

- Special Instruction evaluation implementation as a part of the Strategic Plan
- Staff evaluations



Instructional Excellence:

- K-4 Literacy
- Equitable TAG identification of Black and Hispanic students
- Address chronic absenteeism & high school graduation rate among Hispanic male students



Student Accessibility and Support:

- Social and Emotional supports for students
- Expand access and improve quality of out-of-school learning



Strategic Resource Allocation:

- Implementation of Customer Relationship Management System















Family and Community Engagement:

- Development of a comprehensive ACPS communication plan that incorporates all modes of communication
- Expand cultural competency training to ACPS families





Draft Areas of Focus for SY 22-23

- **Social Emotional and Academic Learning Recovery**
 - SEAL Lessons Daily PreK-12 
 - Literacy Grades K-4 
 - Addressing Unfinished Learning in Math K-12 
- **Hispanic Males**
 - Academic Enrichment and Advancement 
 - Early Warning System 
 - Internships, Externships, and Workforce Development 
- **Staff Wellness and Growth**
 - Targeted and enhanced recruitment 
 - Career growth and pipeline opportunities 
 - Staff wellness program 
- **Middle School Educational Experience**
 - Scheduling 
 - Math Pathways 
 - Middle School Transitions (Grades 5-6 & 8-9) 






Draft Areas of Focus for SY 22-23





- **Early College**

- Course Sequencing 
- Program Development 

- **Talented and Gifted**

- Identification Process 
- Service Model 
- Update Local Plan for the Gifted 

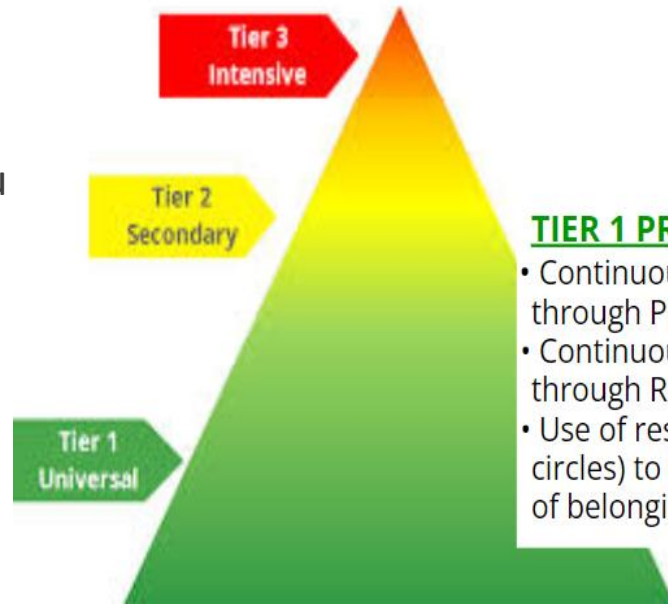
Also Continuing Work from SY 20-22:

- Continued SST Support Expansion 
- Strategic Plan Implementation 
- Policy Equity Audit 
- Implementation of Student with Disabilities Plan 



Strengthening Tier 1 Social Emotional Learning

- **Explicit social emotional learning time** 30 minutes daily for PreK-12
- **Monitoring and accountability** through SEL “Look Fors” in walk-thru forms and explicit indicators within the annual evaluation process
- Fall and Spring administration of the [Devereux Student Strengths Assessment](#) (DESSA) **social-emotional tool** to assess and develop individual and collective strengths

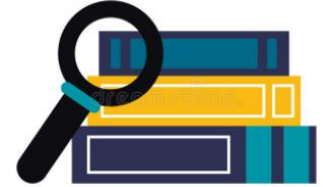


TIER 1 PRACTICES and SUPPORTS

- Continuous, explicit behavior instruction through PBIS
- Continuous, explicit SEL instruction through RULER lessons
- Use of restorative practices (community circles) to build community and a culture of belonging



Focus on K-4 Literacy



- **Enhance core phonics instruction** in K-2 classrooms by sustaining and strengthening implementation of Really Great Reading's explicit and systematic sequence of instruction.
- **Facilitate continuous improvement of high quality Tier 1 instruction** by supporting collaborative communities of practice in learning together, studying classroom practice, and employing instructional resources grounded in the latest reading research.
- **Build educator capacity in use of differentiated assessment** protocols to efficiently diagnose, progress-monitor, and accelerate student acquisition of critical foundational literacy skills.



Alexandria City Public Schools

Questions?



Superintendent

Dr. Gregory C. Hutchings, Jr.

School Board

Meagan L. Alderton, Chair
Jacinta Greene, Vice Chair

Willie F. Bailey, Sr.
Kelly Carmichael Booz
Abdel-Rahman Elnoubi

Christopher Harris
Tammy Ignacio

Michelle Rief
Ashley Simpson Baird