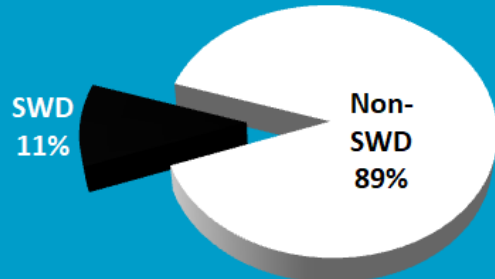




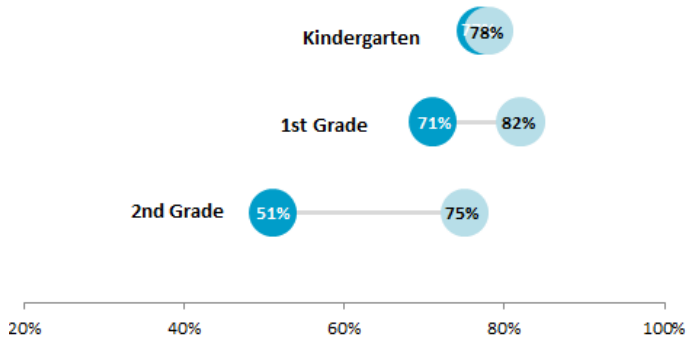
Alexandria City Public Schools

# SPECIAL EDUCATION STUDENTS



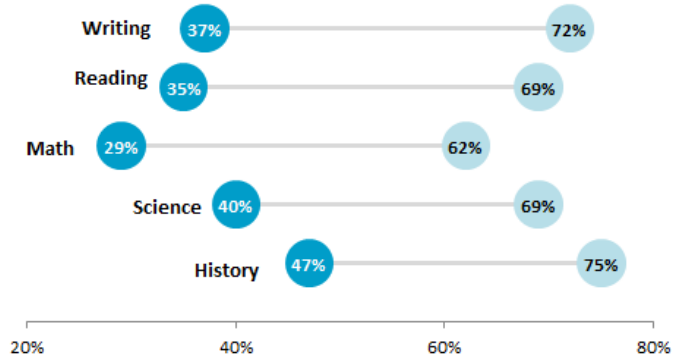
## PALS PERFORMANCE

Fall 2017 PALS SWD and All Student Rates of Benchmarks Met




## SOL PERFORMANCE

2018 SOL SWD and All Student Pass Rates




## TAG IDENTIFICATION (2016-17)

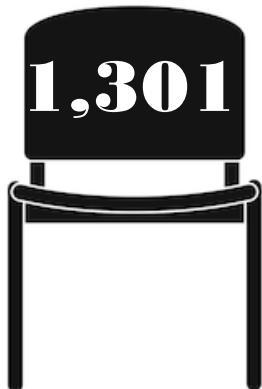


## MS HONORS ENROLLMENT

**4%**  
of middle school Honors students in 2017-18 were SWD



## CHRONIC ABSENTEEISM



**1,301**

total students (8%) missed more than 10% of school days in 2017-18

**168**


of these chronically absent students (13%) were SWD

## DISCIPLINE

In 2017-18, SWD students represented

**31%**

of all out-of-school suspensions



## GRADUATION RATE

90% of SWD students in the 2017 cohort graduated within four years



the overall 2017 cohort rate was 83%

## DIPLOMA TYPE

**4%**  
of SWD students earned an advanced diploma in 2017

**42%**

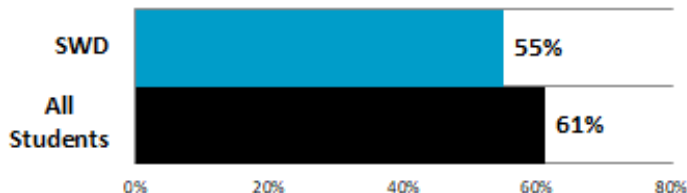
of all students earned the advanced diploma



## ADVANCED PLACEMENT

**1%** of spring 2017 AP testers were SWD

AP Test Scores of 3, 4, or 5



## POST-SECONDARY EDUCATION

% of students enrolled in post-secondary education the fall after graduation (2017)

