



FY22 Q3 CIP Quarterly Report

School Board Meeting June 2, 2022





Essential Questions

What constitutes the CIP?

What progress was made in the 3rd quarter of FY22?

What funds are remaining at the end of FY22?

What progress is anticipated in the 4th quarter of FY22?



What Comprises the CIP?

The CIP Funds:

- Capacity and non-capacity facility projects, renovations and improvements
- Fleet replacement for transportation (buses and vehicles)
- Technology infrastructure
- Textbooks



Projects



Transportation



Textbooks



Technology



FY22 3rd Quarter Spending Progress

BUDGET SUMMARY	Q1	Q2	Q3
Roll Over Funding From Previous Fiscal Years	\$51,153,638	\$51,153,638	\$61,522,097
Approved FY 2022 CIP Funding	\$55,249,200	\$55,249,200	\$55,249,200
Douglas MacArthur Roll Over Allocation from FY 2021	\$49,723,166	\$49,723,166	\$49,723,166
Less (Expenditures and Commitments through 3.31.22)	(\$33,402,567)	(\$46,485,822)	(\$78,979,808)
TOTAL REMAINING PROJECTED YEAR-END BALANCE <i>(Through the end of the reported Quarter)</i>	\$122,723,437	\$109,640,182	\$87,514,655



Available Project Balance

ACCOUNT ACPS Project Title	BUDGET Total Available Budget after Transfers	EXPENDITURES Total YTD Expenditures and Commitments	BALANCE Remaining to Year-End (Projected)
ACPS SYSTEM-WIDE	9,619,310	5,591,407	4,027,903
SCHOOL BUSES AND VEHICLES	3,209,671	156,817	3,052,855
TRANSPORTATION FACILITY	50,000	0	50,000
ROWING FACILITY	276,091	67,217	208,874
CENTRAL PRESCHOOL	10,883	0	10,883
CHARLES BARRETT	1,594,542	216,595	1,377,947
CORA KELLY	969,697	909,783	59,914
DOUGLAS MACARTHUR *	71,600,000	36,402,791	35,197,210
FRANCIS C. HAMMOND	4,744,477	1,091,679	3,652,798
GEORGE MASON	220,954	33,017	187,938
GEORGE WASHINGTON	5,763,784	1,497,808	4,265,976
JAMES K. POLK	639,175	337,123	302,052
JEFFERSON-HOUSTON	1,727,751	175,928	1,551,823
JOHN ADAMS	1,872,736	741,352	1,131,384
LYLES CROUCH	1,833,009	1,477,293	355,716
NAOMI L. BROOKS	2,900,149	536,462	2,363,687
MOUNT VERNON	2,934,105	2,456,868	477,237
NEW HIGH SCHOOL	45,937,494	22,958,644	22,978,850
PATRICK HENRY	2,402,294	14,260	2,388,034
SAMUEL TUCKER	1,960,386	529,415	1,430,970
ALEXANDRIA CITY HS: KING STREET	1,757,658	1,227,832	529,825
ALEXANDRIA CITY HS: MINNIE HOWARD	406,619	48,353	358,266
TECHNOLOGY MODERNIZATION	500,635	436,445	64,191
JANNEY'S LANE ACQUISITION	17,210	0	17,210
CURRICULUM & INSTRUCTION MATERIALS	1,046,287	928,672	117,615
FERDINAND T. DAY (WEST END)	1,807,890	825,652	982,238
WILLIAM RAMSAY	691,657	318,398	373,260
GRAND TOTALS	166,494,463	78,979,808	87,514,655

***Roll over budgets will increase for the next few quarters as prior fiscal year allocations are added and reconciled. In Quarter 3, Mount Vernon and the High School Project have increased.**



Capacity Project Update

The High School Project

- **In Q3:** ACPS awarded GMP 1 and GMP 1B to Gilbane. Design progress continued and Gilbane prepared for mobilization.
- **Anticipated in Q4:** Gilbane will mobilize on site, develop temporary parking and begin earthwork on the east end of the site.

Douglas MacArthur

- **In Q3:** Construction continued onsite with concrete pours of the garage and utility work in the right of way.
- **Anticipated in Q4:** Steel work is expected to begin in Q4. Skanska will be working on the mock-up for City approval.

1703 N. Beauregard

- **In Q3:** ACPS finalized its purchase of 1703 N Beauregard. Staff worked on the RFP for Architectural and Engineering (A&E) Services.
- **Anticipated In Q4:** ACPS will conduct the procurement for A&E Services.



Non-Capacity Projects: Mount Vernon Library Renovation

Redesign Rendering



- Modernization of library
- New bookshelves and furniture
- New finishes
- Addition of artistic pieces





Non-Capacity Projects: ACHS, FTD Parking Garages

- Routing and sealing cracks
- Removing deteriorated concrete, patching
- Replacing cast-in-place control joint toppings
- Shoring bearing elements, patching, replacing sealants





Non-Capacity Projects: HVAC Renovations/Upgrades

Various school renovations including AHUs, boilers, fan-coil units, RTUs, etc. including Charles Barrett, Cora Kelly, Francis C. Hammond, George Washington, Samuel Tucker and William Ramsay





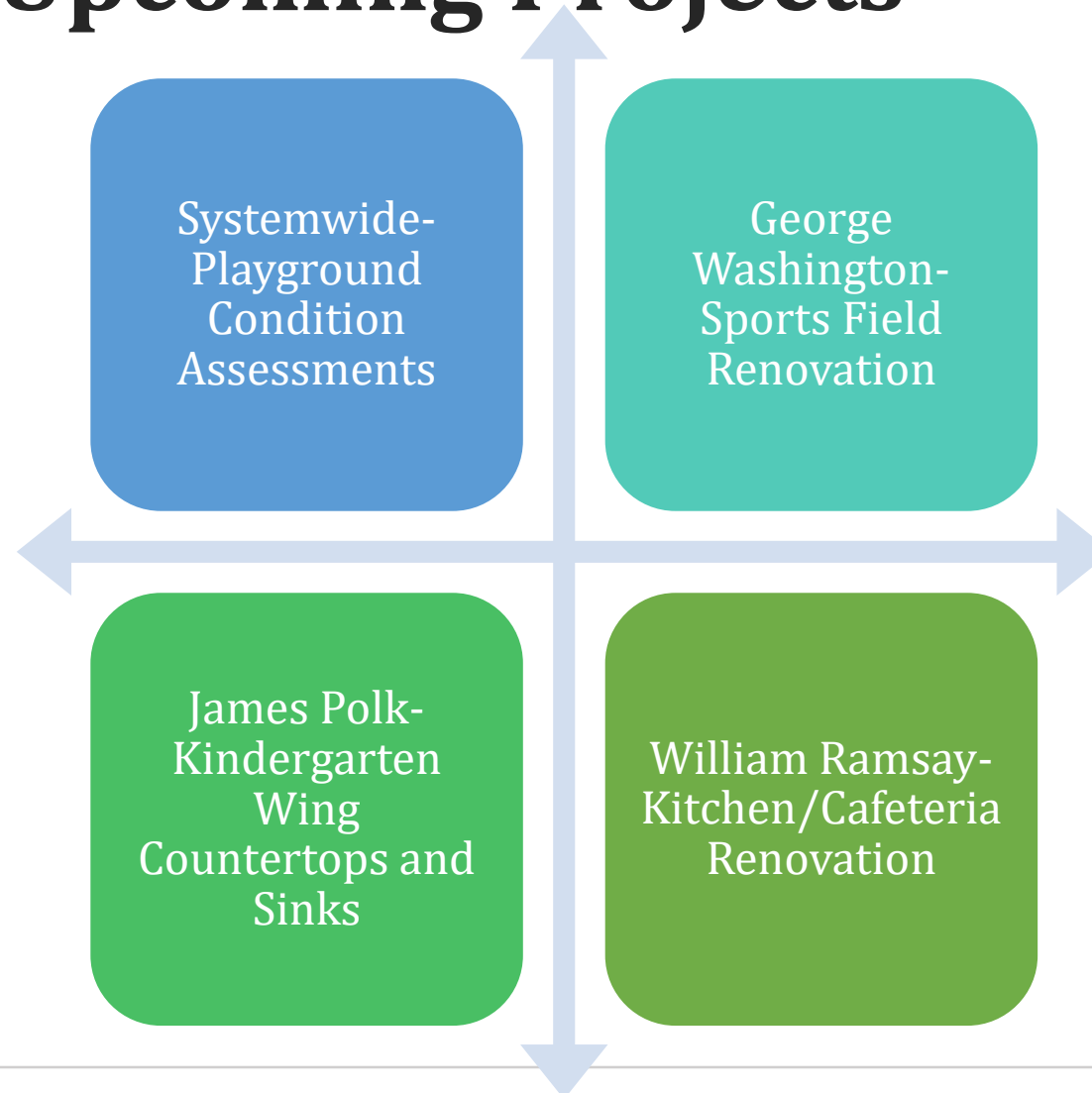
Non-Capacity Projects: James Polk Library Updates

New mobile bookshelves / tables, new flooring, new built-in bookshelves





Ongoing and Upcoming Projects





Information Sharing: CIP Investments by Facility



Stakeholders (parents, community, students, staff, etc.) can learn more about capital investments for their facility in the following ways:

Monthly CIP Newsletter: Provides snapshot of ongoing capacity and non-capacity projects

Quarterly CIP Reports: Presentation and full report regarding capital investments (CIP projects by quarter) for a fiscal year

Annual CIP Budget Process: Proposed 10-year CIP plans are shared as part of budget development process

Webpage: As the new ACPS website is launched, there will be more efficient ways to find project and maintenance information per location




Summary



The use of data to drive priorities and expenditures

Innovative approaches to advance CIP projects and save taxpayer dollars

An aggressive timeline and project planning process to address aging facilities, educational adequacy and capacity



Questions?

John Finnigan
Director, Educational Facilities
john.finnigan@acps.k12.va.us

Erika Gulick
Director, Capital Programs, Planning and Design
Erika.Gulick@acps.k12.va.us

Dr. Alicia Hart
Acting Chief, Facilities and Operations
alicia.hart@acps.k12.va.us



Superintendent

Dr. Gregory C. Hutchings, Jr.

School Board

Meagan L. Alderton, Chair
Jacinta Greene, Vice Chair

Willie F. Bailey, Sr.
Kelly Carmichael Booz
Abdel-Rahman Elnoubi

Christopher Harris
Tammy Ignacio

Michelle Rief
Ashley Simpson Baird